

Atlas of cancer incidence and mortality
of the
Association of Population-based Cancer Registries in Germany
(GEKID)

„The GEKID Atlas“

Results of the projection for Germany

(data delivery: July 2017)

Citation: Association of population-based cancer registries in Germany. Atlas of cancer incidence and mortality in Germany (GEKID-Atlas). Data submission July 2017. Lübeck, 2017. Available from

<http://www.gekid.de>

Summary

The GEKID Atlas presents new cancer cases (incidence) and the mortality of cancer on the federal state level (Bundesländer) for 28 selected cancer sites or cancer groups respectively as well as for all cancer sites. The incidence rates in the federal states registered by the population-based cancer registries serve as a basis for the atlas. The data are presented as age-standardized rates (per 100,000 persons per year, Europe standard population) and also as absolute numbers. Additionally, a summarized rate and a projected number of cases are presented for Germany.

To avoid misinterpretations of the data please see the separate method paper.

On the basis of the projections an age-standardized cancer rate (Europe standard population) of 437 per 100,000 was calculated for all cancer sites (without non-melanoma skin cancer) for males and of 337 per 100,000 for females. So the age-standardized rates are nearly constant over the last years.

The rates correspond to 259,000 new cancer cases for men and 223,000 new cancer cases for women. Totally, a number of 482,000 new cancer cases were calculated for Germany in 2014.

The projected data are used as reference to evaluate and to assess the disease numbers of the several federal states. Please note, by the reason of belated notifications the shown rates and case numbers (incidence) can change in retrospect. In case of a data update all data were updated not only the current year of diagnosis. From experience, an increasing of three to four percent is expected for the current year of diagnosis. Earlier year has fewer changes. Mortality data do not change.

Contact:

Association of Population-based Cancer Registries in Germany

Internet: www.gekid.de

Table of contents

1	Cancer rates 2003-2012 in Germany	3
2	Numbers of new cancer cases 2003 2012 in Germany	5
3	All cancer sites without non-melanoma skin cancer (C00-C97, D09.0, D41.4 without C44).....	3
4	Oral cavity and pharynx (C00-C14)	5
5	Oesophagus (C15).....	6
6	Stomach (C16).....	7
7	Colon and rectum (C18-C21)	8
8	Liver (C22).....	9
9	Gallbladder and biliary tract (C23-C24)	10
10	Pancreas (C25)	11
11	Larynx (C32)	12
12	Lung (C33-C34).....	13
13	Malignant melanoma of the skin (C43)	14
14	Non-melanoma skin cancer (C44)	15
15	Mesothelioma (C45)	16
16	Breast (C50)	17
17	Vulva (C51).....	18
18	Cervix (C53).....	19
19	Uterus (Corpus uteri) (C54-C55)	20
20	Ovaries (C56)	21
21	Prostate (C61).....	22
22	Testis (C62)	23
23	Kidney (C64).....	24
24	Bladder (C67, D09.0, D41.4)	25
25	Brain and nervous system (C70-C72).....	26
26	Thyroid gland (C73).....	27
27	Hodgkin's Lymphoma (C81).....	28
28	Non-Hodgkin-Lymphomas (C82-C86, C96)	29
29	Immunoproliferative disease and plasmic cell neoplasms (C88-C90).....	30
30	Leukaemias (C91-C95)	31
31	Leukaemias and lymphomas (C81-C96)	32

1 Cancer rates 2003-2014 in Germany

Age-standardized incidence rates – part I													
(per 100,000, [old Europe standard population]) Projection for Germany													
Site (ICD10-Code)	Sex	2003	2004	2005	2006	2007	2008	2009	2010	2011	2012	2013	2014
All cancer sites (without non-melanoma skin cancer)	male	466,4	474,4	472,5	478,9	485,9	488,5	483,3	478,5	485,5	469,0	458,2	436,5
C00-C96, D09.0, D41.4 ohne C44	female	323,1	329,7	335,4	337,3	348,9	362,8	362,6	356,7	355,0	350,8	348,5	336,7
Oral cavity and pharynx	male	19,3	19,4	19,0	19,4	19,9	20,2	20,4	19,6	20,1	19,0	19,5	17,7
C00-C14	female	5,1	5,3	5,1	5,3	5,7	6,0	5,9	5,9	6,6	6,1	6,2	6,0
Oesophagus	male	8,5	9,0	9,4	9,2	9,4	9,4	9,3	9,3	9,4	9,3	9,2	9,6
C15	female	1,6	1,6	1,8	1,9	1,9	1,9	1,9	1,9	1,9	2,0	1,9	2,0
Stomach	male	18,3	19,1	19,1	18,9	18,1	18,2	18,0	16,8	17,9	16,7	16,5	15,5
C16	female	9,9	10,3	9,9	9,5	9,5	9,5	9,3	9,3	8,8	8,6	8,4	7,8
Colon and rectum	male	64,9	66,7	65,6	64,7	64,9	66,4	63,2	60,7	60,5	58,4	57,2	54,6
C18-C21	female	41,8	42,6	41,7	41,3	40,8	40,5	39,0	38,0	37,5	36,9	36,2	35,1
Liver	male	7,9	8,1	8,6	8,7	9,3	9,9	10,2	10,3	10,6	10,8	10,8	10,7
C22	female	2,5	2,4	2,8	2,9	3,0	3,2	3,2	3,2	3,4	3,5	3,6	3,6
Gall bladder and biliary tract	male	3,3	3,5	3,7	3,6	3,6	3,9	3,7	3,6	4,0	3,6	3,7	3,5
C23 – C24	female	3,9	3,9	3,9	4,0	3,8	3,8	3,7	3,5	3,8	3,3	3,4	3,2
Pancreas	male	11,5	11,7	12,5	12,4	13,3	13,0	13,5	13,8	14,4	14,9	15,1	14,1
C25	female	7,6	8,1	8,5	8,7	9,2	9,5	9,8	9,9	10,6	10,7	10,5	10,3
Larynx	male	6,7	6,8	6,8	6,7	6,2	6,6	6,4	6,2	5,7	5,8	5,4	5,4
C32	female	0,7	0,7	0,7	0,8	0,8	0,7	0,8	0,7	0,7	0,8	0,8	0,7
Lung	male	60,9	62,0	61,5	61,8	60,3	60,5	61,0	59,6	59,7	57,6	57,8	55,1
C33-C34	female	18,5	19,3	20,0	20,6	22,2	23,1	24,0	24,5	25,1	25,7	26,7	25,9
Malignant melanoma of the skin	male	13,7	14,5	14,9	14,5	15,1	18,6	19,0	18,8	19,7	18,9	19,3	18,6
C43	female	14,4	13,9	14,5	14,2	15,3	17,5	17,8	18,6	18,6	18,3	17,5	16,6
Non-melanoma skin cancer	male	70,9	78,2	81,9	86,4	90,9	104,9	113,9	109,6	116,1	115,4	114,8	113,2
C44	female	49,1	53,7	56,4	59,9	64,2	75,4	81,3	78,6	84,8	84,1	85,8	85,1
Mesothelioma	male	1,9	2,2	2,2	2,3	2,4	2,3	2,2	2,3	2,1	2,1	2,0	2,0
C45	female	0,3	0,4	0,4	0,4	0,4	0,4	0,4	0,5	0,4	0,4	0,4	0,3

Age-standardized incidence rates – part II													
(per 100,000, [old Europe standard population]) Projection for Germany													
Site (ICD10-Code)	Sex	2003	2004	2005	2006	2007	2008	2009	2010	2011	2012	2013	2014
Breast C50	male	0,9	0,9	0,9	0,9	0,9	1,0	1,1	1,1	0,9	1,1	1,1	1,1
	female	104,5	105,5	107,8	109,7	114,0	124,9	125,1	118,7	116,3	115,6	115,4	112,0
Vulva C51	female	2,5	2,8	3,1	3,4	3,6	3,7	3,7	4,1	4,2	3,9	4,0	3,8
Cervix C53	female	10,0	10,0	9,8	10,1	10,3	10,0	10,2	9,9	9,7	9,6	9,5	9,1
Uterus (Corpus uteri) C54-C55	female	17,7	18,2	18,3	17,4	18,4	17,9	18,3	17,7	17,2	17,1	16,6	16,2
Ovaries C56	female	14,0	14,0	13,5	13,0	13,3	13,0	12,1	12,7	12,0	11,4	11,5	10,8
Prostate C61	male	121,8	116,2	114,0	119,2	125,0	119,0	115,7	117,0	117,1	109,7	98,7	93,7
Testis C62	male	9,3	10,2	9,7	10,1	10,5	10,1	10,4	10,2	10,2	10,6	11,2	10,2
Kidney C64	male	17,2	17,6	17,8	17,8	18,1	18,0	18,1	18,2	18,0	18,1	17,5	17,0
	female	8,5	8,6	8,7	8,9	9,3	9,3	9,4	9,1	8,6	8,6	8,3	8,1
Bladder C67, D09.0, D41.4	male	35,4	36,7	36,3	36,4	35,8	36,9	36,6	36,5	37,4	36,2	36,9	34,9
	female	8,6	8,7	9,0	9,1	9,2	9,3	9,1	9,0	9,2	9,1	9,0	8,6
Brain and nervous system C70-C72	male	7,1	7,0	7,5	7,3	7,5	8,1	8,0	8,2	8,0	8,1	8,1	7,5
	female	4,9	4,8	5,1	5,3	5,5	5,6	5,2	5,3	5,7	5,7	5,8	5,1
Thyroid gland C73	male	2,7	3,0	2,9	3,3	3,6	3,9	4,0	3,6	3,9	3,8	4,2	3,7
	female	6,6	7,0	7,5	7,8	8,7	9,6	10,0	9,6	9,1	9,3	8,6	8,9
Hodgkin's lymphoma C81	male	2,4	2,8	2,6	2,5	2,8	2,7	2,8	2,8	2,9	3,1	3,1	2,9
	female	2,0	2,0	2,2	2,1	2,1	2,0	2,2	2,2	2,1	2,3	2,3	2,2
Non-Hodgkin lymphomas C82-C86, C96	male	12,6	14,0	14,2	14,6	14,4	14,9	15,3	15,2	15,4	15,1	15,1	14,7
	female	9,9	10,3	10,2	10,1	10,7	10,3	10,5	11,1	10,8	10,6	10,9	10,1
Immunoprol. disease, plasma cell neoplasms C88-C90	male	5,4	6,0	6,0	5,7	6,0	6,0	6,1	6,2	6,9	6,9	6,7	6,6
	female	3,8	3,7	4,1	4,3	4,2	4,2	4,0	4,2	4,6	4,4	4,3	4,2
Leukaemias C91-C95	male	12,6	12,8	13,4	14,0	13,5	13,6	13,8	13,6	14,7	14,3	13,6	13,3
	female	7,9	8,3	8,8	8,4	8,9	8,7	8,7	8,7	9,1	8,4	8,3	8,1
Lymphomas & Leukaemias C81-C96	male	33,1	35,8	36,3	37,0	36,9	37,3	38,2	38,1	40,1	39,7	38,8	37,6
	female	23,7	24,4	25,5	24,9	26,0	25,2	25,5	26,2	26,7	25,8	25,9	24,8

Datenquelle: Datenpool der Krebsregister der GEKID, www.gekid.de

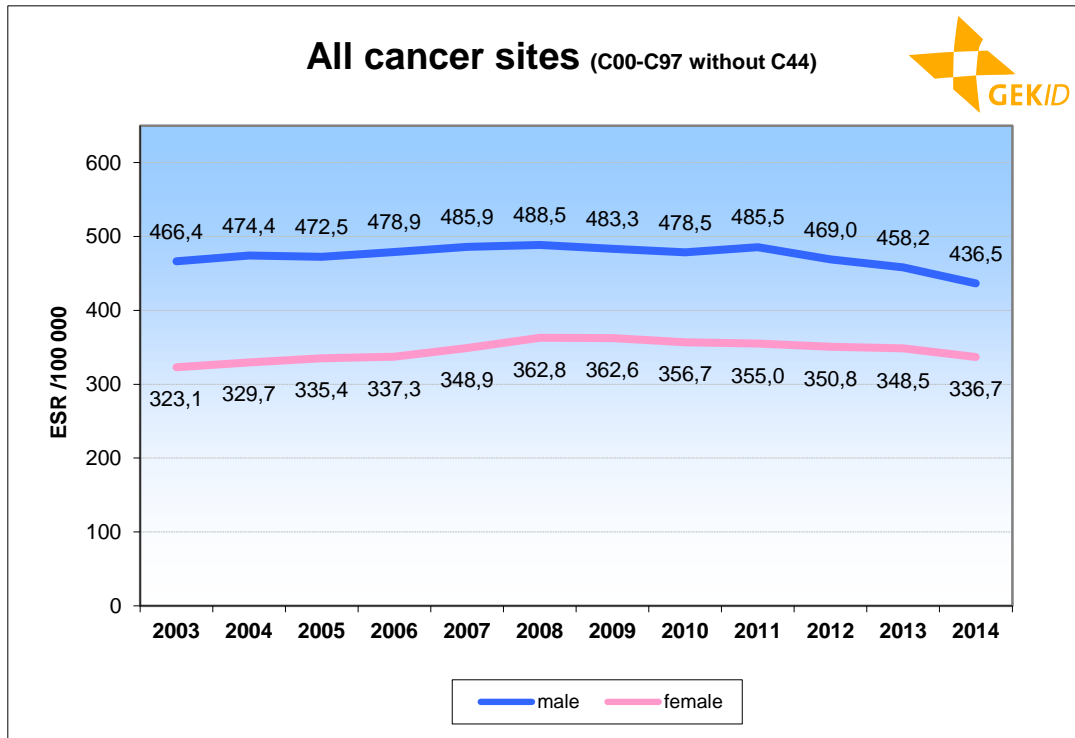
2 Numbers of new cancer cases 2003 2012 in Germany

Numbers of new cases of neoplasms– Projection for Germany (part I)													
Site (ICD10-Code)	Sex	2003	2004	2005	2006	2007	2008	2009	2010	2011	2012	2013	2014
All cancer sites (without non-melanoma skin cancer) C00-C96, D09.0, D41.4 ohne C44	male	231.109	239.943	244.029	252.509	261.286	267.379	269.521	271.650	273.042	268.658	266.409	259.013
	female	196.389	202.993	208.966	212.579	220.707	230.131	231.511	230.560	228.699	227.435	228.106	223.019
Oral cavity and pharynx C00-C14	male	8.886	9.083	9.084	9.323	9.768	10.020	10.277	10.034	10.232	9.804	10.215	9.479
	female	2.806	2.961	2.854	2.991	3.304	3.480	3.425	3.489	3.903	3.674	3.822	3.761
Oesophagus C15	male	4.161	4.435	4.736	4.687	4.927	4.954	5.022	5.044	5.070	5.139	5.160	5.516
	female	1.007	1.024	1.175	1.231	1.232	1.319	1.269	1.330	1.282	1.405	1.392	1.439
Stomach C16	male	9.085	9.744	9.947	10.113	9.921	10.206	10.318	9.830	10.330	9.867	9.968	9.489
	female	7.231	7.416	7.400	7.306	7.204	7.231	7.204	7.309	6.857	6.789	6.674	6.264
Colon and rectum C18-C21	male	32.475	34.198	34.306	34.759	35.612	37.106	36.095	35.329	34.865	34.396	34.247	33.415
	female	29.367	30.493	30.518	30.457	30.364	30.679	29.971	29.518	28.812	28.335	28.071	27.336
Liver C22	male	3.921	4.144	4.507	4.657	4.998	5.524	5.768	5.978	6.132	6.371	6.398	6.522
	female	1.758	1.745	2.040	2.200	2.238	2.359	2.459	2.494	2.613	2.587	2.700	2.759
Gall bladder and biliary tract C23 – C24	male	1.640	1.790	1.949	1.941	1.983	2.224	2.142	2.126	2.435	2.178	2.343	2.266
	female	2.864	2.975	3.017	3.250	3.072	3.062	3.030	2.903	3.071	2.755	2.913	2.844
Pancreas C25	male	5.677	5.989	6.507	6.583	7.227	7.226	7.678	8.068	8.429	8.732	9.129	8.649
	female	5.337	5.893	6.266	6.430	6.965	7.235	7.444	7.855	8.266	8.475	8.376	8.327
Larynx C32	male	3.202	3.340	3.382	3.391	3.175	3.431	3.368	3.323	3.048	3.135	2.987	3.015
	female	397	374	361	451	428	394	436	398	434	443	495	448
Lung C33-C34	male	30.564	31.870	32.229	33.002	32.935	33.608	34.603	34.468	34.214	33.623	34.183	33.356
	female	11.082	11.654	12.232	12.739	13.817	14.575	15.416	15.768	16.248	16.661	17.572	17.215
Malignant melanoma of the skin C43	male	6.558	7.079	7.387	7.370	7.742	9.680	10.105	10.032	10.364	10.285	10.616	10.505
	female	7.518	7.396	7.751	7.732	8.244	9.513	9.651	10.041	10.184	10.032	9.706	9.443
Non-melanoma skin cancer C44	male	35.335	40.035	43.245	46.857	50.734	60.013	66.885	66.173	69.641	70.934	72.224	73.163
	female	33.167	36.809	39.211	42.090	45.466	54.015	58.457	57.240	61.261	61.937	63.523	64.357
Mesothelioma C45	male	968	1.147	1.183	1.272	1.370	1.333	1.329	1.404	1.296	1.338	1.291	1.340
	female	216	246	271	298	266	280	304	335	309	291	307	259

Numbers of new cases of neoplasms– Projection for Germany (part II)													
Site (ICD10-Code)	Sex	2003	2004	2005	2006	2007	2008	2009	2010	2011	2012	2013	2014
Breast C50	male	443	487	465	476	528	527	596	602	522	645	656	676
	female	58.025	59.364	61.562	63.185	66.052	72.121	72.481	69.662	68.064	68.406	68.647	67.420
Vulva C51	female	1.707	1.950	2.159	2.366	2.472	2.585	2.638	2.881	2.930	2.858	2.891	2.819
Cervix C53	female	5.159	5.137	4.990	5.173	5.230	5.091	5.160	5.003	4.862	4.760	4.686	4.509
Uterus (Corpus uteri) C54-C55	female	10.865	11.330	11.538	11.047	11.722	11.594	11.793	11.598	11.309	11.260	11.051	10.981
Ovaries C56	female	8.335	8.415	8.173	7.970	8.332	8.089	7.732	8.099	7.728	7.328	7.430	7.121
Prostate C61	male	62.149	60.839	61.168	65.252	69.784	67.785	67.021	69.002	68.388	65.231	59.866	57.732
Testis C62	male	4.058	4.362	4.094	4.264	4.371	4.192	4.264	4.152	4.013	4.186	4.408	4.044
Kidney C64	male	8.473	8.774	9.026	9.213	9.570	9.791	9.945	10.142	9.947	10.119	9.930	9.746
	female	5.267	5.486	5.642	5.798	6.249	6.244	6.437	6.361	5.896	6.052	5.835	5.724
Bladder C67, D09.0, D41.4	male	17.721	18.862	19.200	19.721	19.993	21.001	21.395	21.794	22.151	22.043	22.819	22.065
	female	6.272	6.355	6.637	6.819	6.854	7.124	6.976	7.110	7.069	7.128	7.233	6.965
Brain and nervous system C70-C72	male	3.286	3.263	3.565	3.543	3.642	3.979	3.937	4.070	3.923	4.077	4.127	3.866
	female	2.627	2.630	2.765	2.886	3.003	3.037	2.944	2.972	3.234	3.192	3.319	3.015
Thyroid gland C73	male	1.247	1.382	1.373	1.569	1.726	1.837	1.931	1.762	1.828	1.829	2.009	1.795
	female	3.230	3.382	3.624	3.816	4.228	4.662	4.813	4.589	4.303	4.357	4.098	4.149
Hodgkin's lymphoma C81	male	1.007	1.193	1.124	1.069	1.197	1.142	1.204	1.213	1.196	1.338	1.322	1.232
	female	887	872	980	891	908	896	956	924	912	982	997	956
Non-Hodgkin lymphomas C82-C86, C96	male	6.096	6.872	7.048	7.478	7.471	7.849	8.249	8.333	8.357	8.419	8.540	8.505
	female	6.226	6.442	6.515	6.557	6.935	6.818	7.080	7.559	7.360	7.262	7.439	7.166
Immunoprol. disease, plasma cell neoplasms C88-C90	male	2.699	3.032	3.150	3.061	3.257	3.334	3.532	3.623	4.042	4.076	4.078	4.065
	female	2.579	2.564	2.797	3.049	3.027	3.094	3.037	3.075	3.338	3.309	3.177	3.255
Leukaemias C91-C95	male	5.975	6.180	6.482	6.889	6.802	6.971	7.254	7.291	7.869	7.721	7.511	7.489
	female	4.840	5.048	5.374	5.283	5.593	5.429	5.611	5.758	5.868	5.583	5.637	5.550
Lymphomas & Leukaemias C81-C96	male	15.838	17.371	17.892	18.609	18.836	19.421	20.375	20.606	21.585	21.702	21.581	21.428
	female	14.574	14.984	15.715	15.798	16.499	16.296	16.737	17.399	17.540	17.193	17.303	16.980

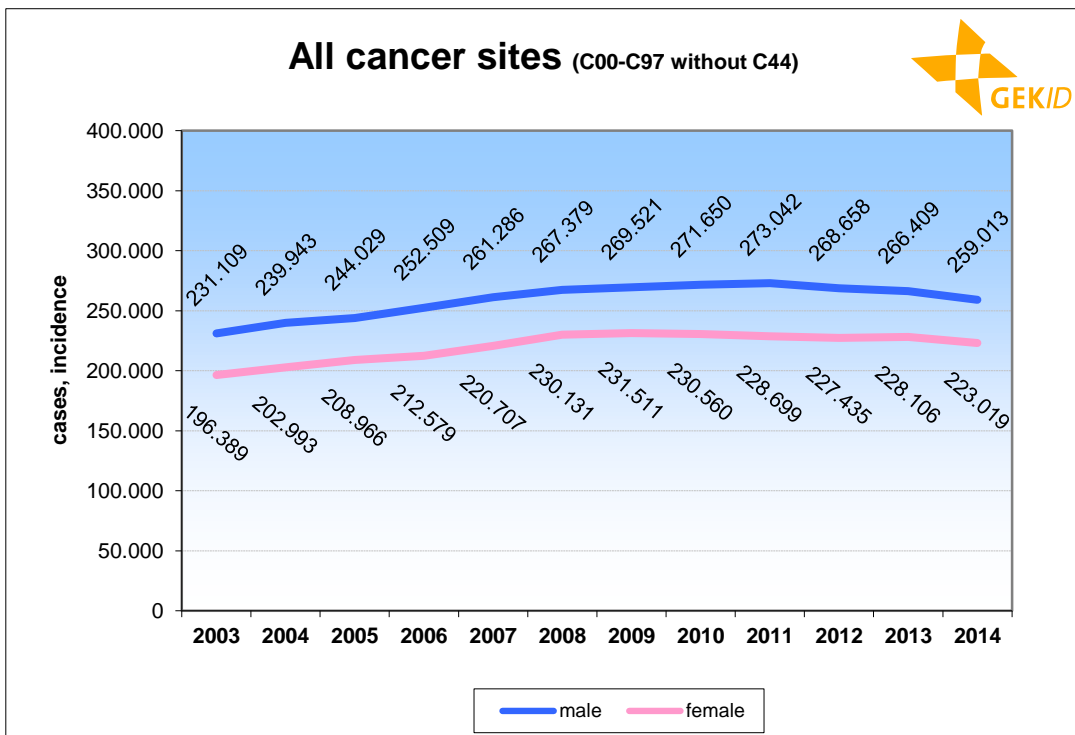
3 All cancer sites without non-melanoma skin cancer (C00-C97, D09.0, D41.4 without C44)

Age-standardized incidence rate (Projection for Germany)



ESR = age-standardized rate with the Europe standard population

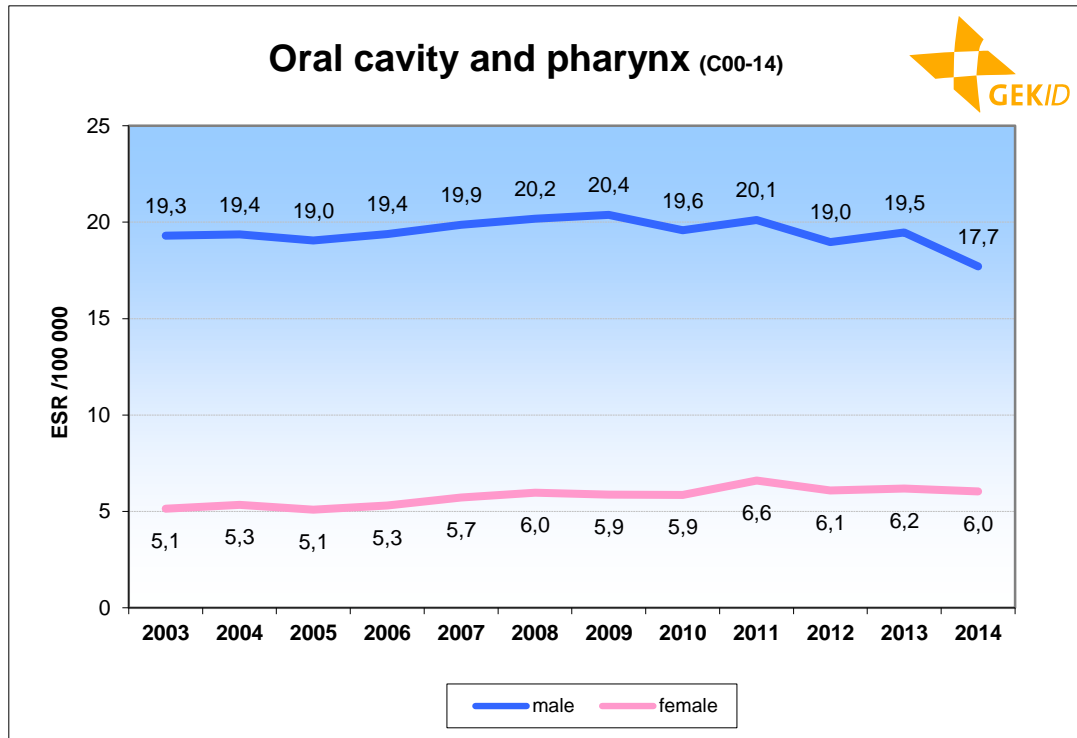
Number of new cases (Projection for Germany)



Data source: data pool of the epidemiological cancer registries of GEKID, www.gekid.de

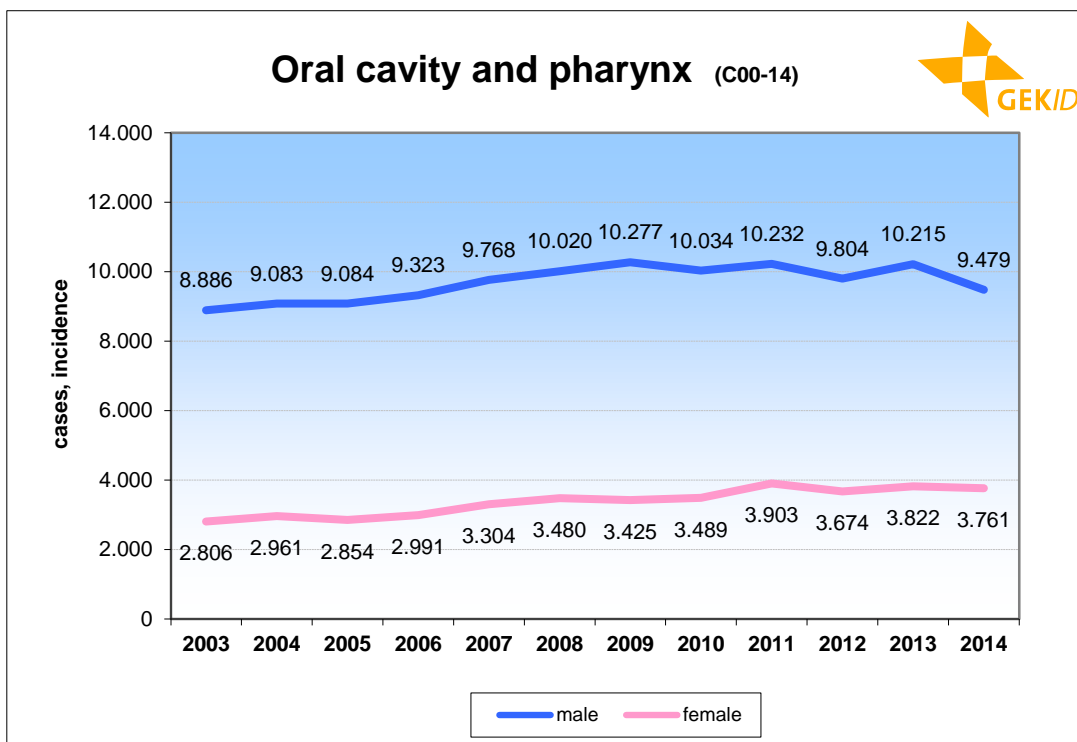
4 Oral cavity and pharynx (C00-C14)

Age-standardized incidence rate (Projection for Germany)



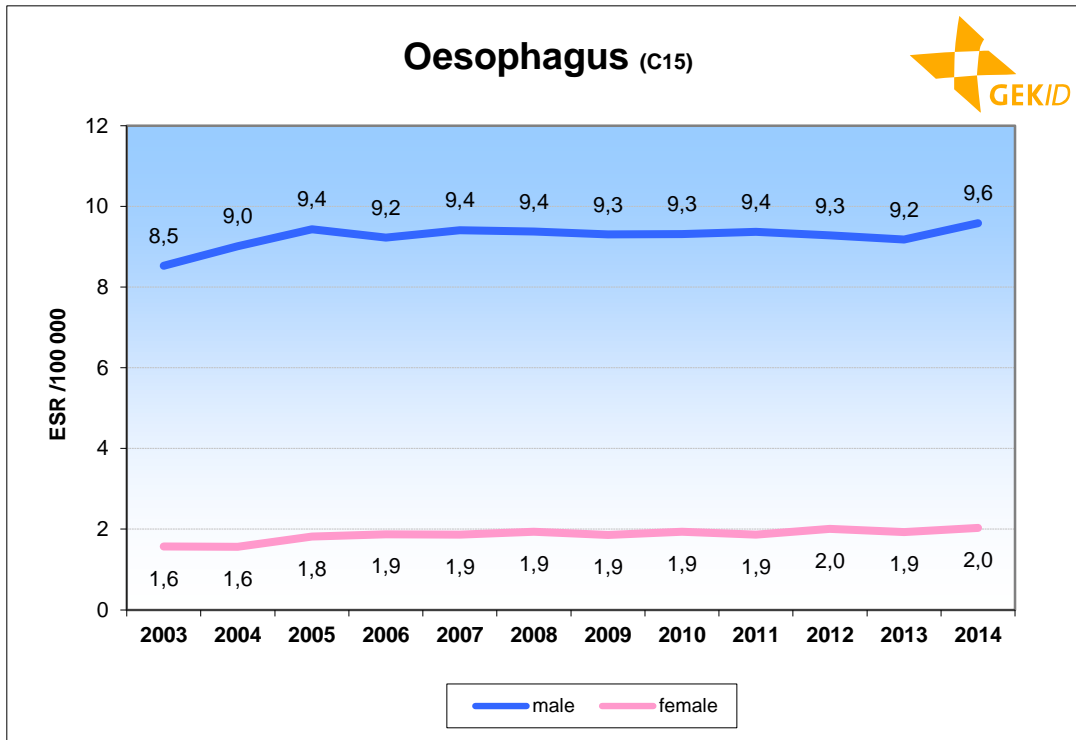
ESR = age-standardized rate with the Europe standard population

Number of new cases (Projection for Germany)



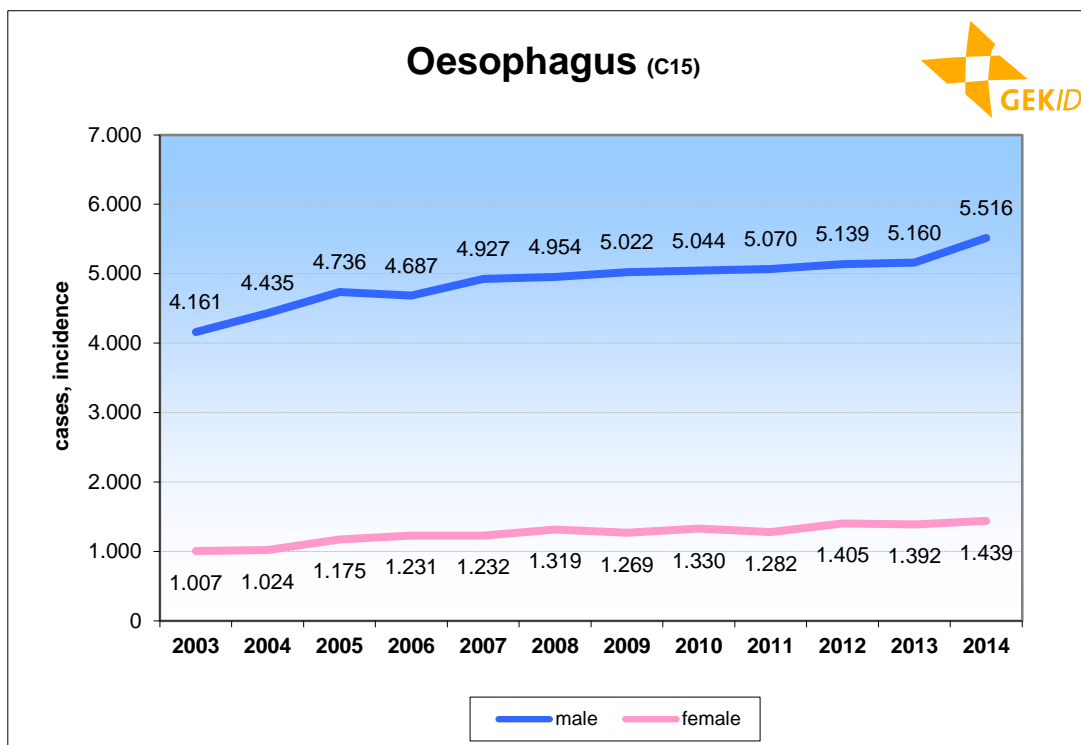
5 Oesophagus (C15)

Age-standardized incidence rate (Projection for Germany)



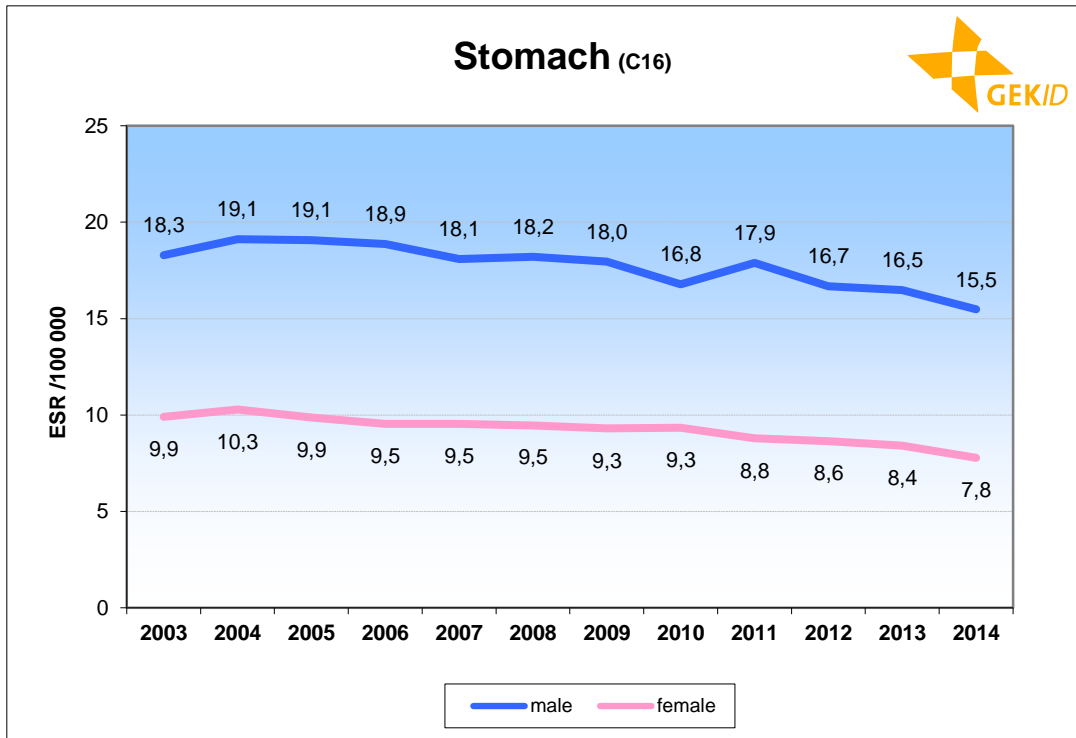
ESR = age-standardized rate with the Europe standard population

Number of new cases (Projection for Germany)



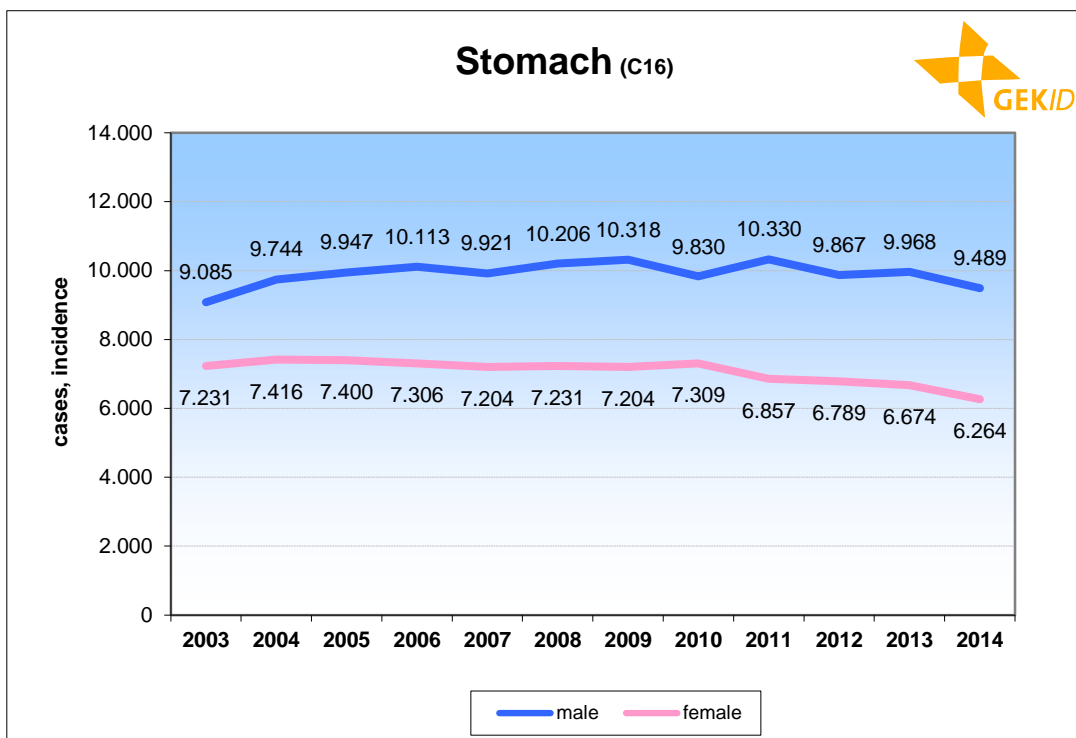
6 Stomach (C16)

Age-standardized incidence rate (Projection for Germany)



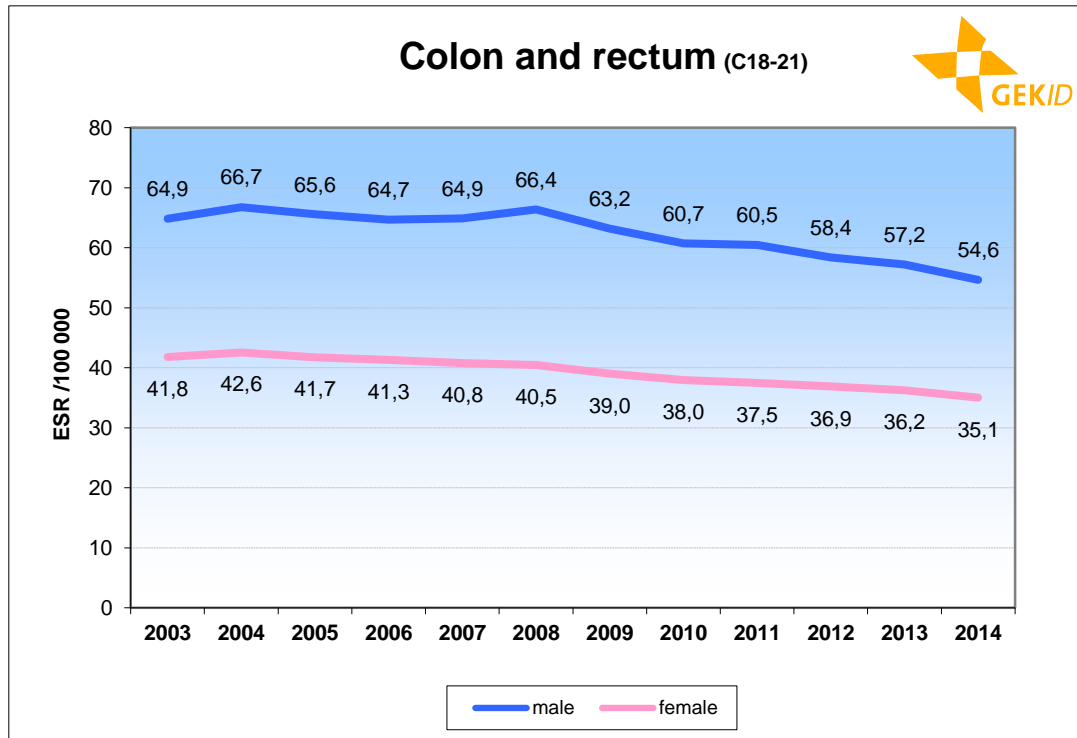
ESR = age-standardized rate with the Europe standard population

Number of new cases (Projection for Germany)



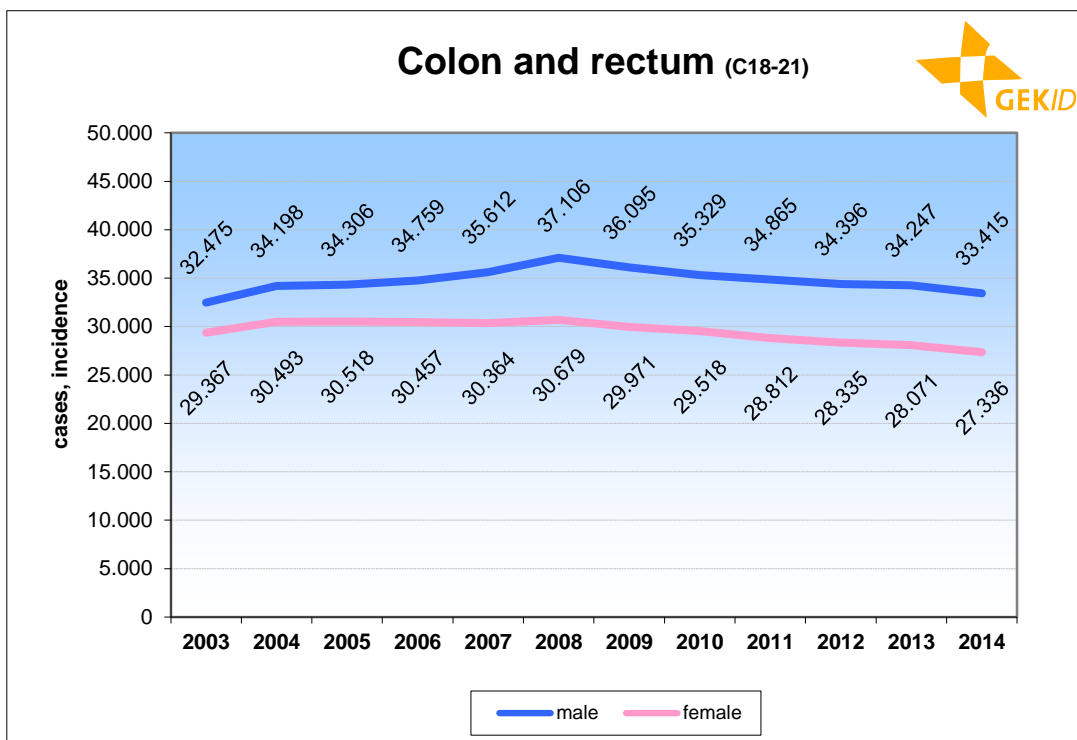
7 Colon and rectum (C18-C21)

Age-standardized incidence rate (Projection for Germany)



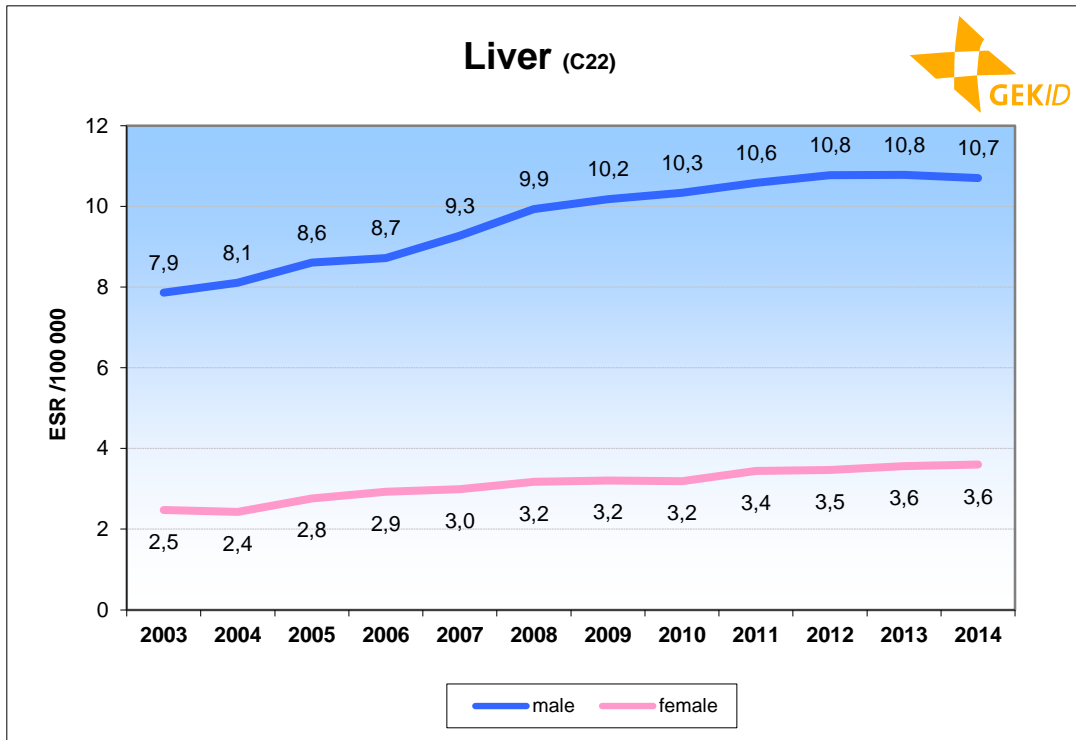
ESR = age-standardized rate with the Europe standard population

Number of new cases (Projection for Germany)



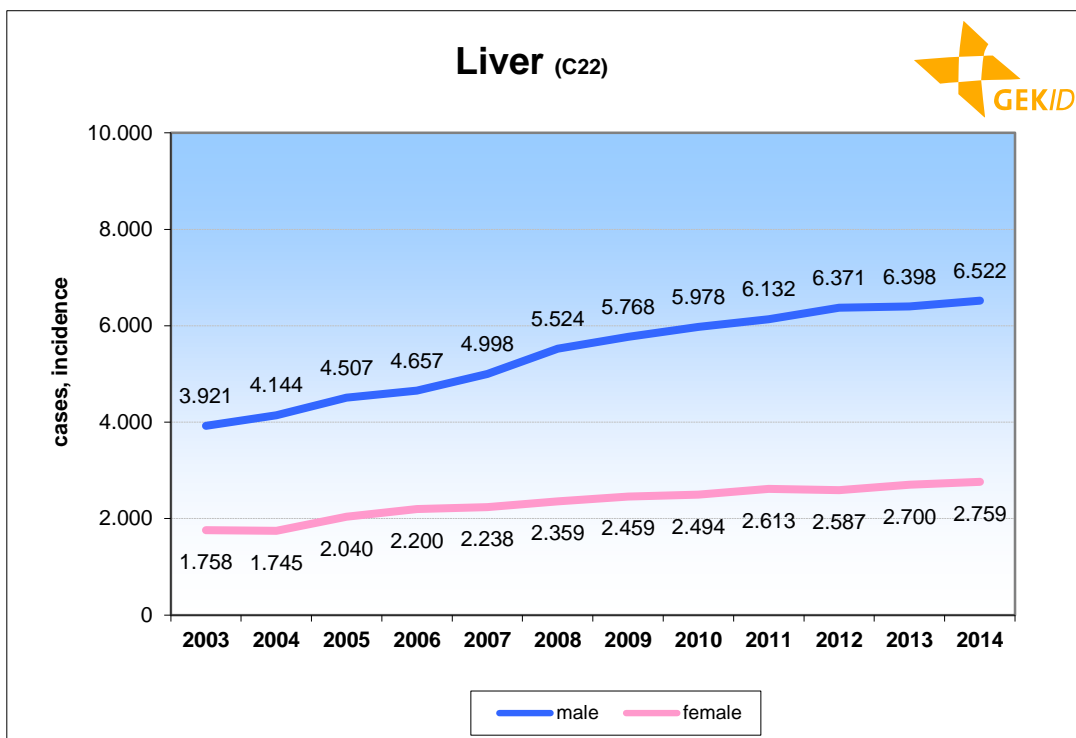
8 Liver (C22)

Age-standardized incidence rate (Projection for Germany)



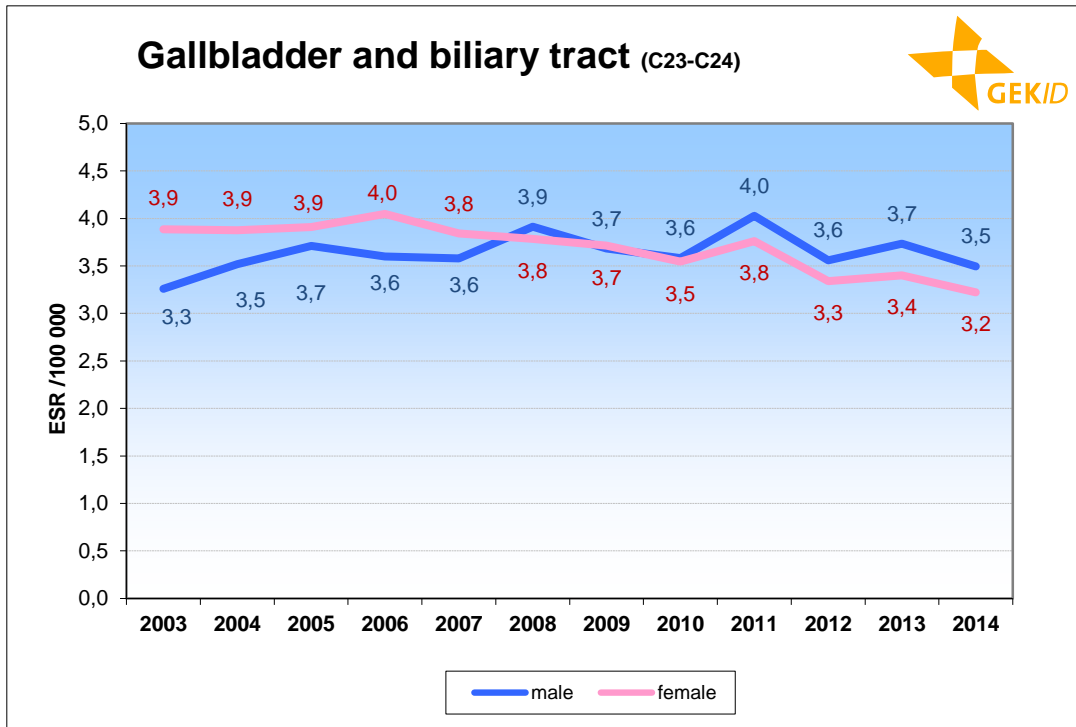
ESR = age-standardized rate with the Europe standard population

Number of new cases (Projection for Germany)



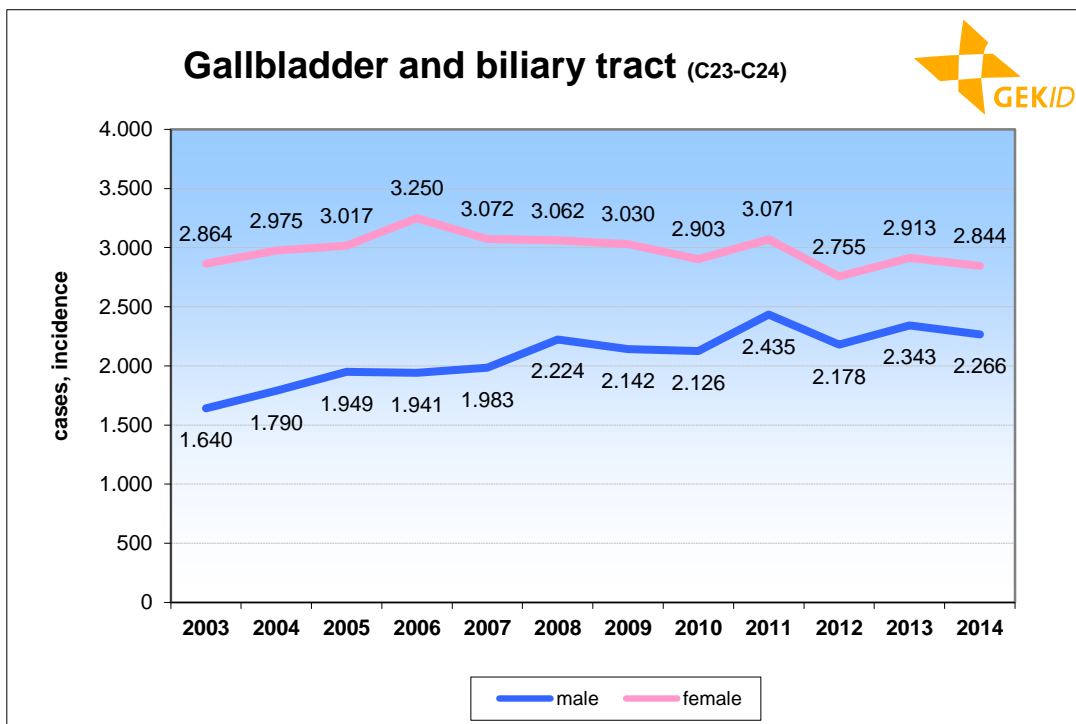
9 Gallbladder and biliary tract (C23-C24)

Age-standardized incidence rate (Projection for Germany)



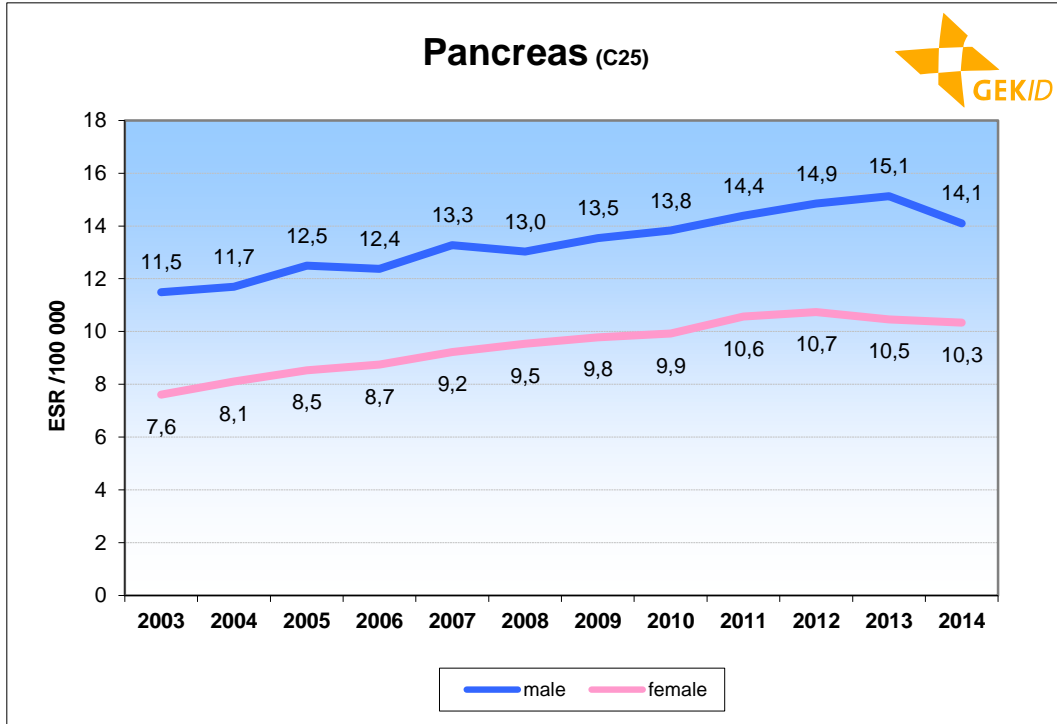
ESR = age-standardized rate with the Europe standard population

Number of new cases (Projection for Germany)



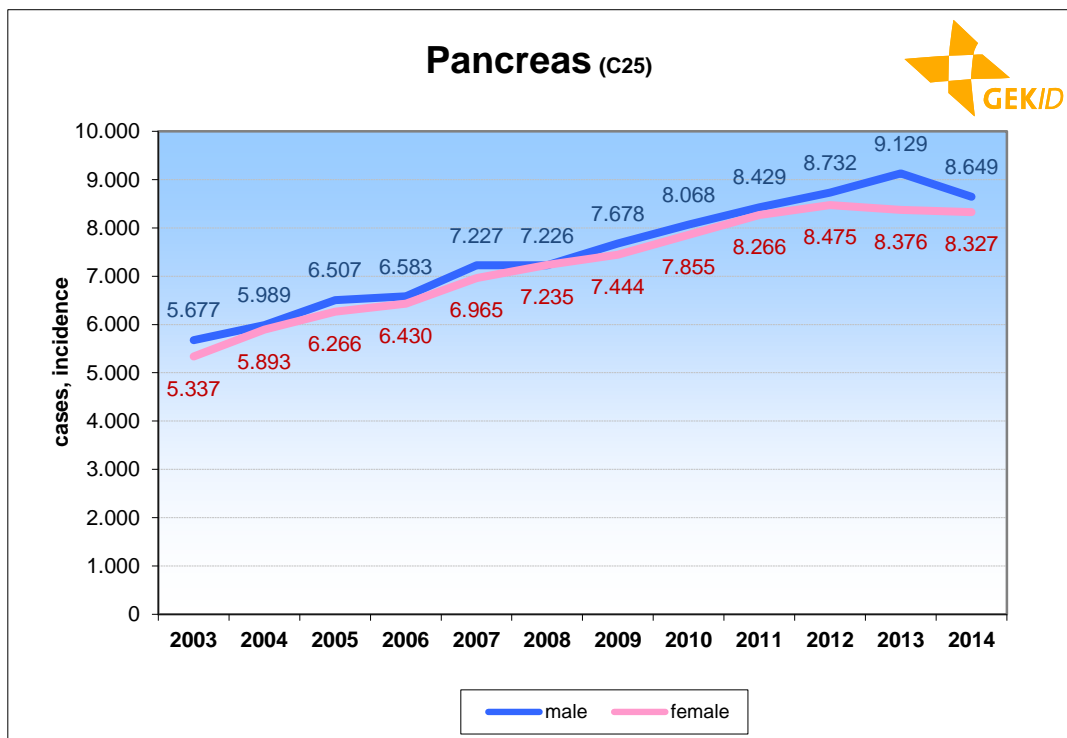
10 Pancreas (C25)

Age-standardized incidence rate (Projection for Germany)



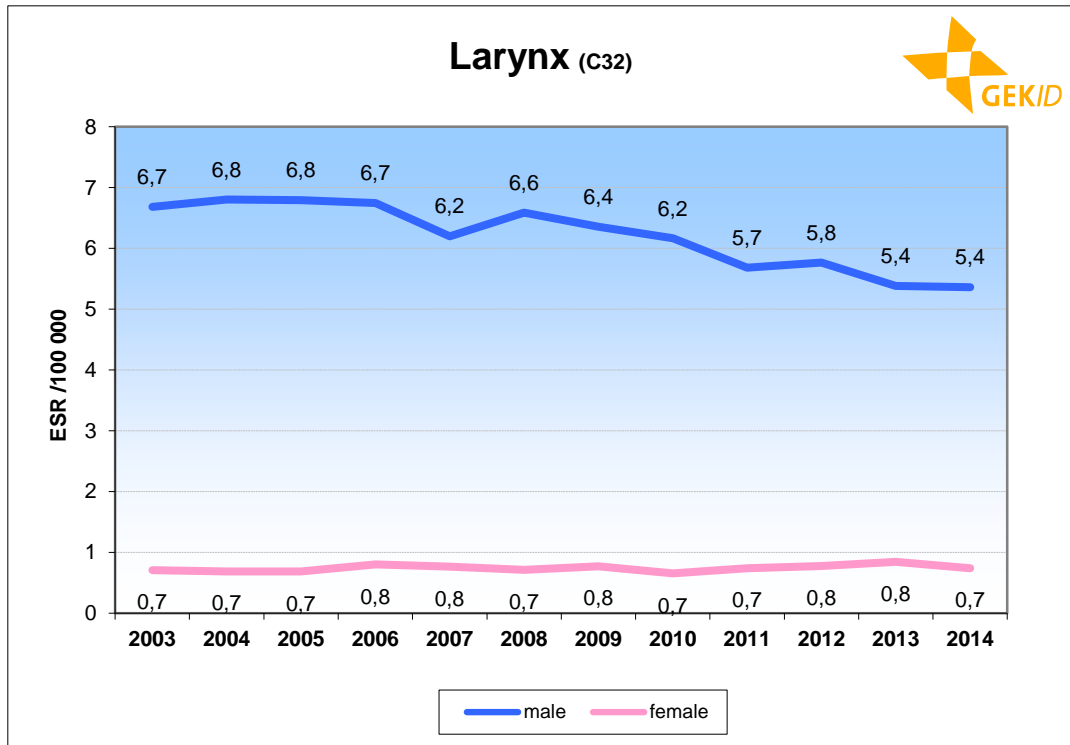
ESR = age-standardized rate with the Europe standard population

Number of new cases (Projection for Germany)



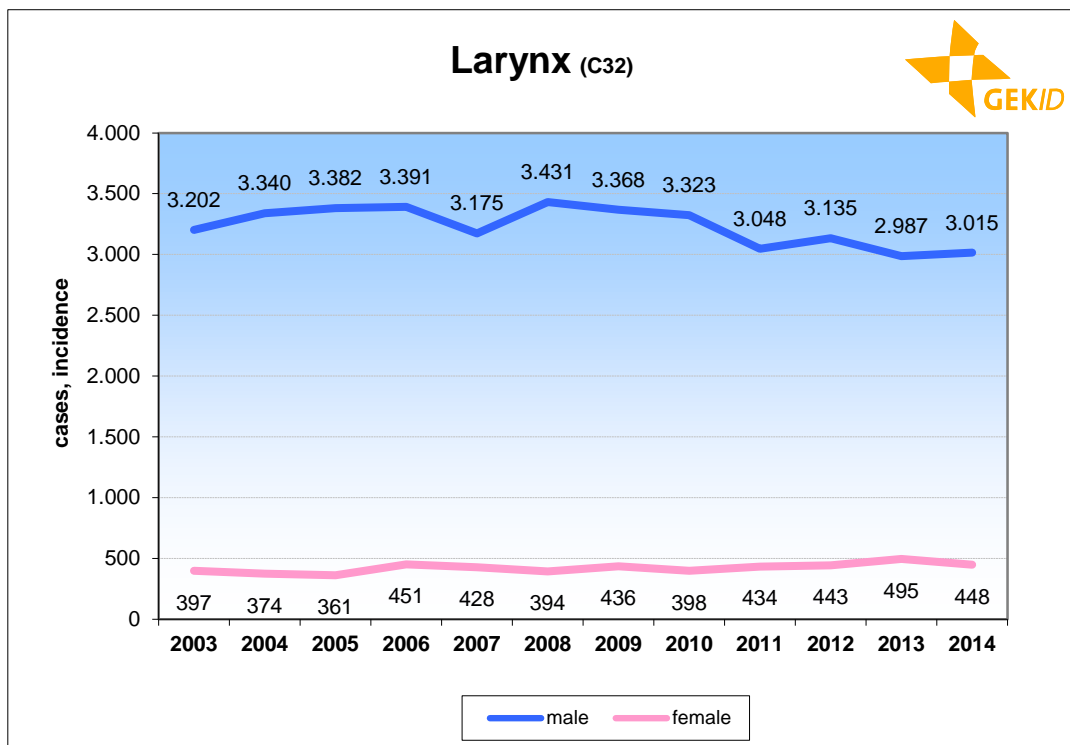
11 Larynx (C32)

Age-standardized incidence rate (Projection for Germany)



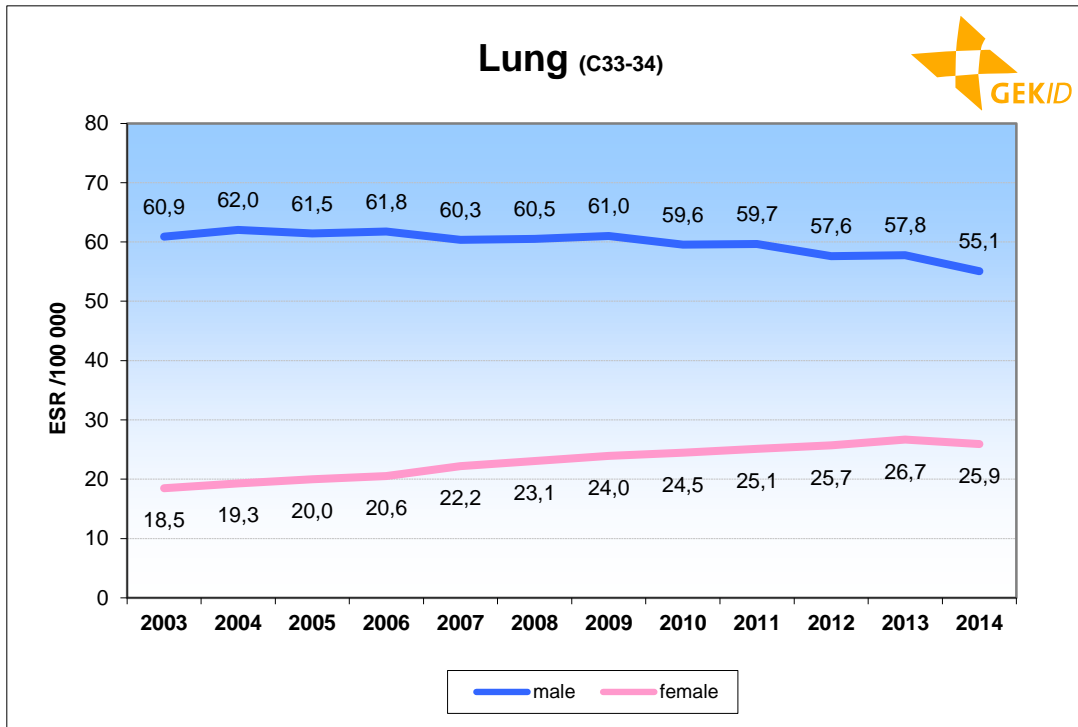
ESR = age-standardized rate with the Europe standard population

Number of new cases (Projection for Germany)



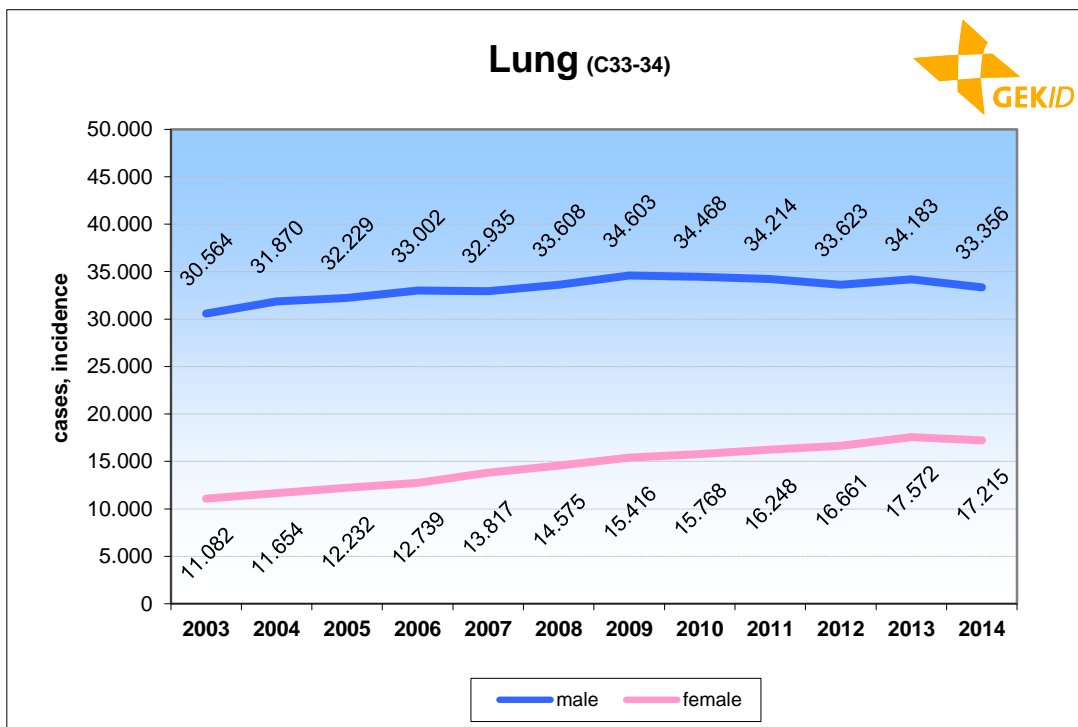
12 Lung (C33-C34)

Age-standardized incidence rate (Projection for Germany)



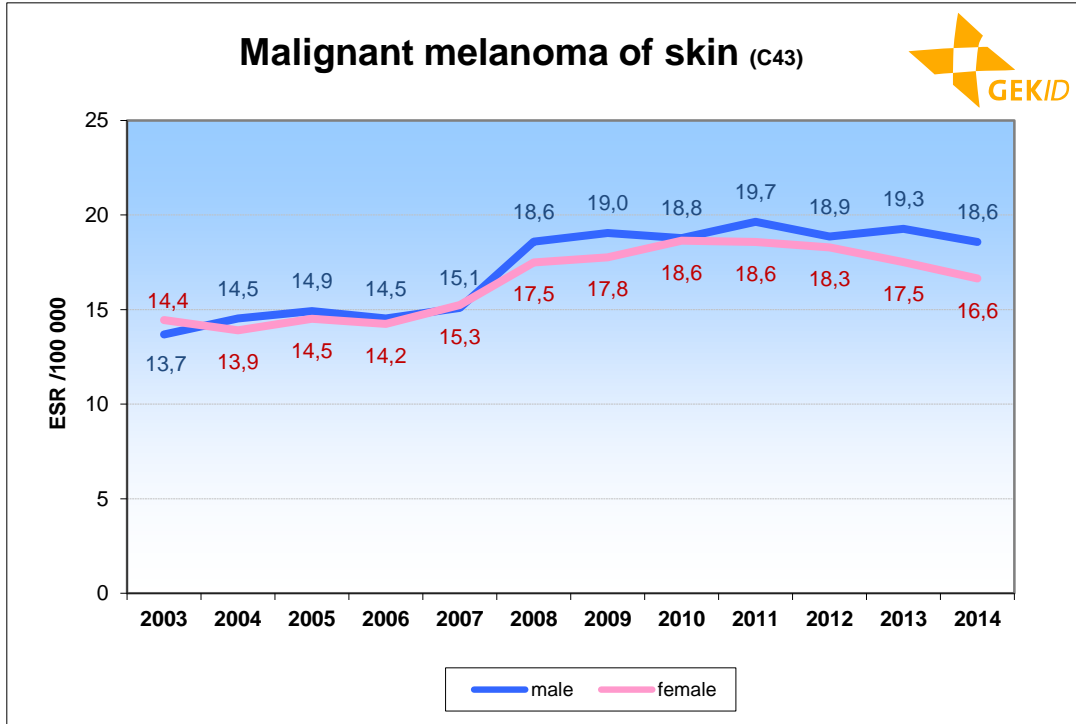
ESR = age-standardized rate with the Europe standard population

Number of new cases (Projection for Germany)



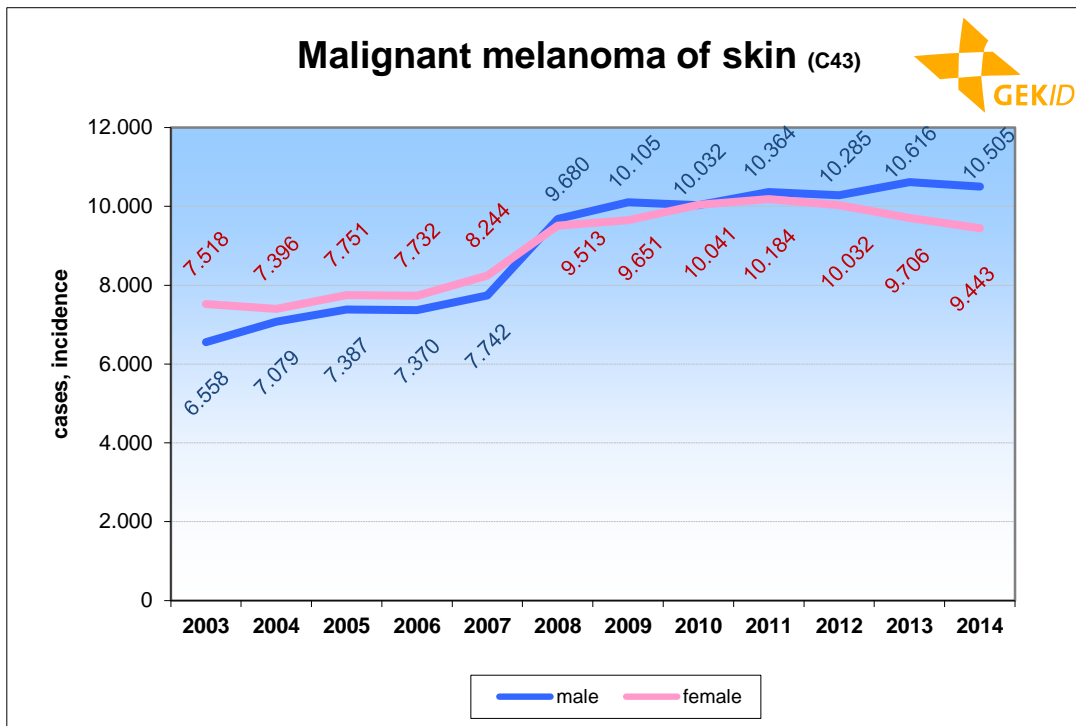
13 Malignant melanoma of the skin (C43)

Age-standardized incidence rate (Projection for Germany)



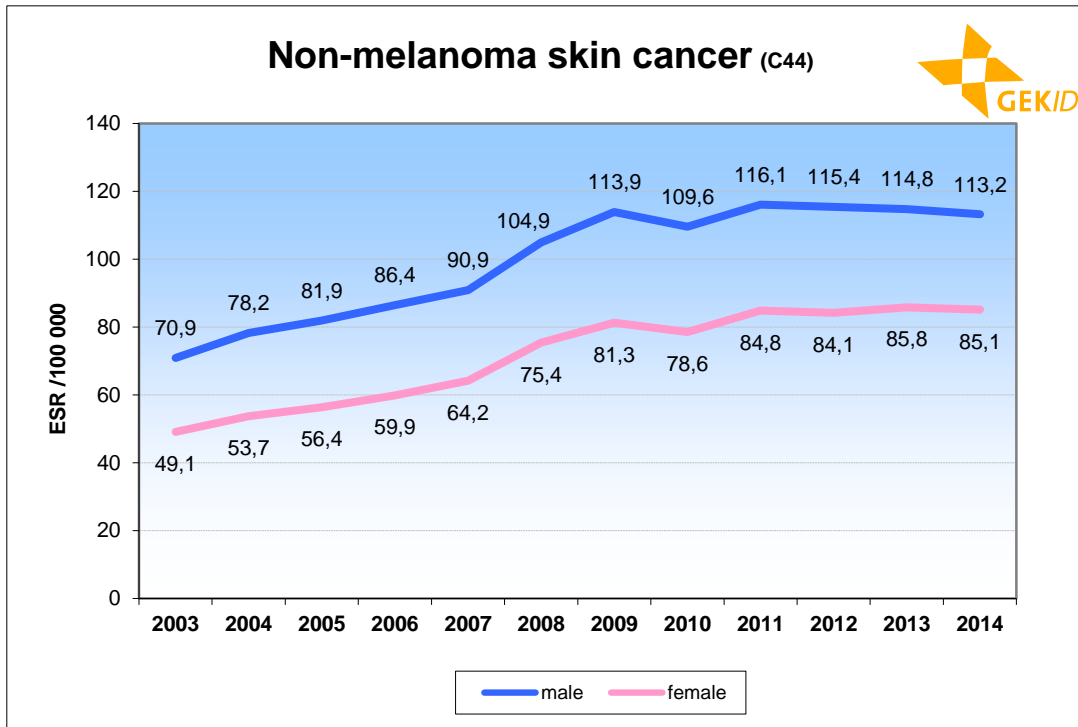
ESR = age-standardized rate with the Europe standard population

Number of new cases (Projection for Germany)



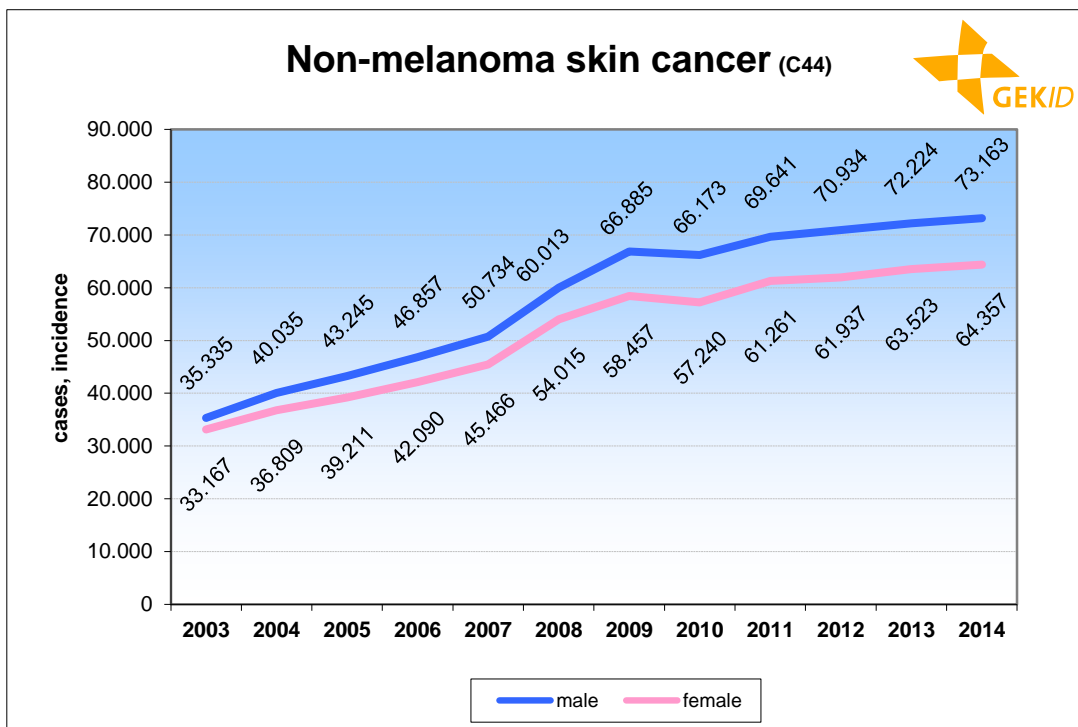
14 Non-melanoma skin cancer (C44)

Age-standardized incidence rate (Projection for Germany)



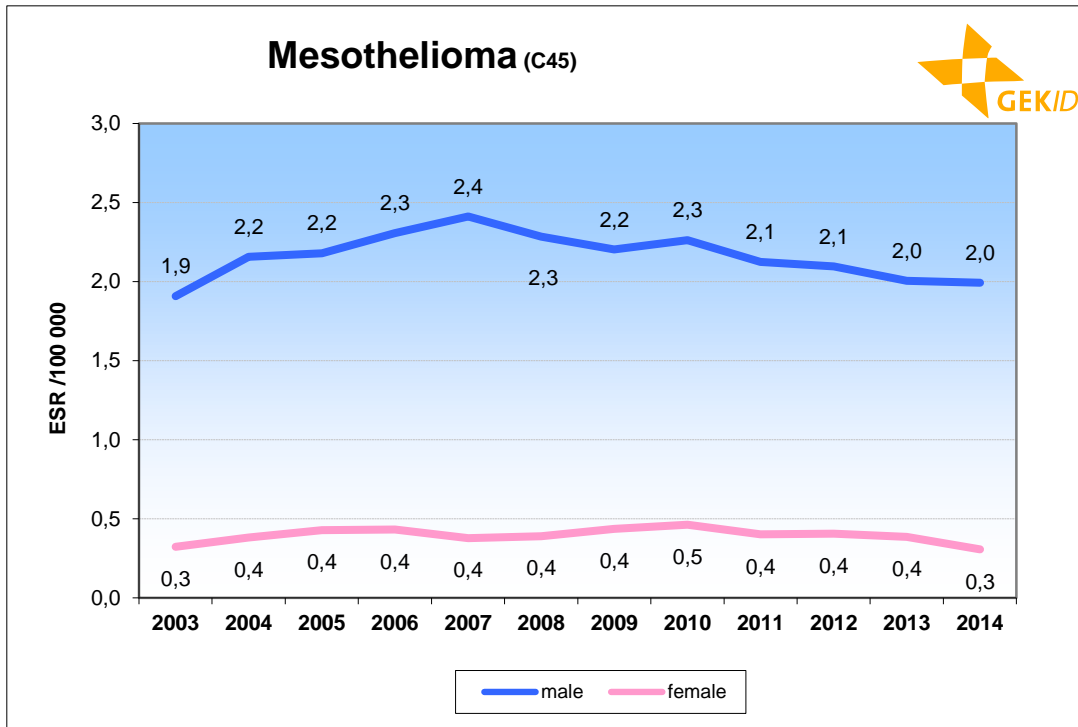
ESR = age-standardized rate with the Europe standard population

Number of new cases (Projection for Germany)



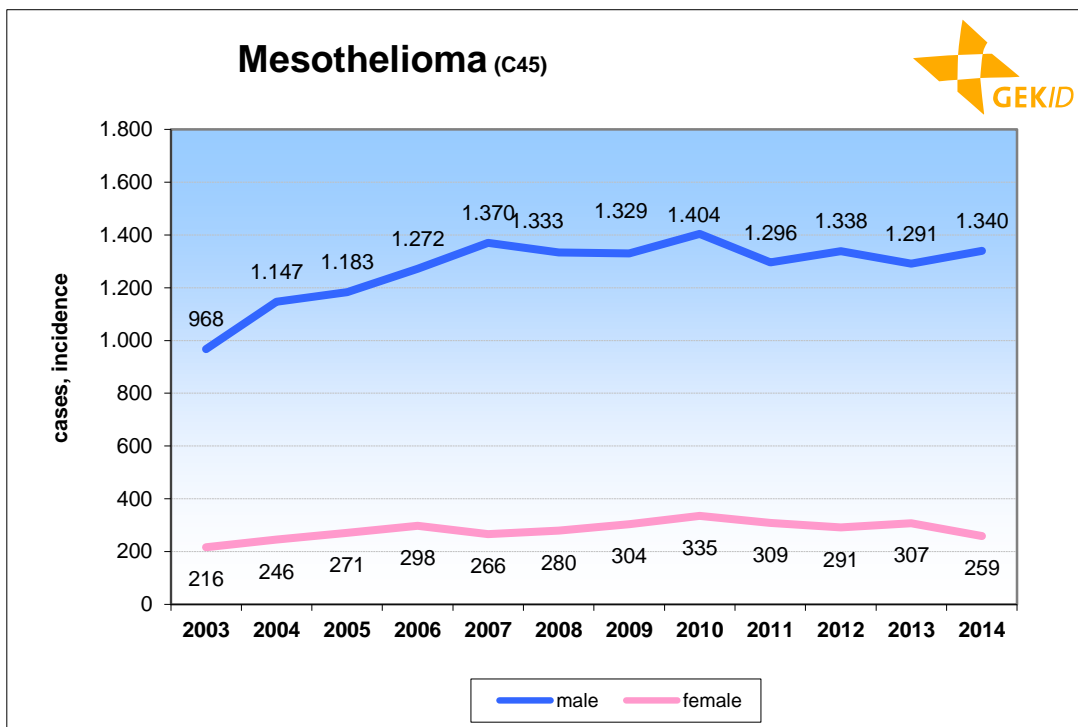
15 Mesothelioma (C45)

Age-standardized incidence rate (Projection for Germany)



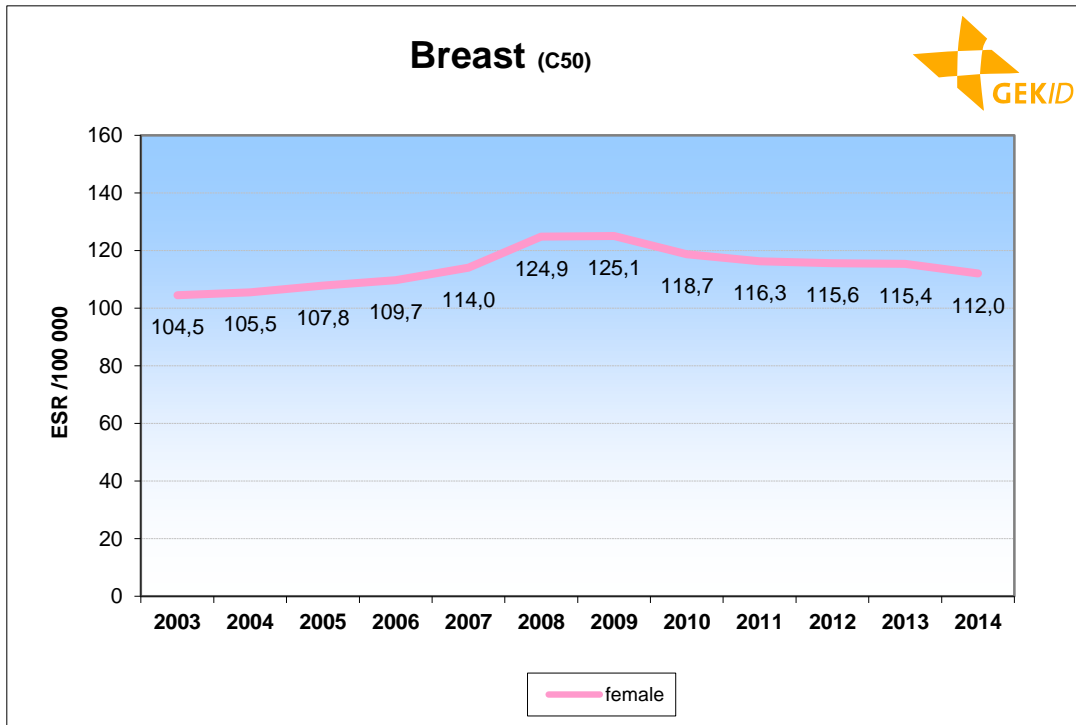
ESR = age-standardized rate with the Europe standard population

Number of new cases (Projection for Germany)

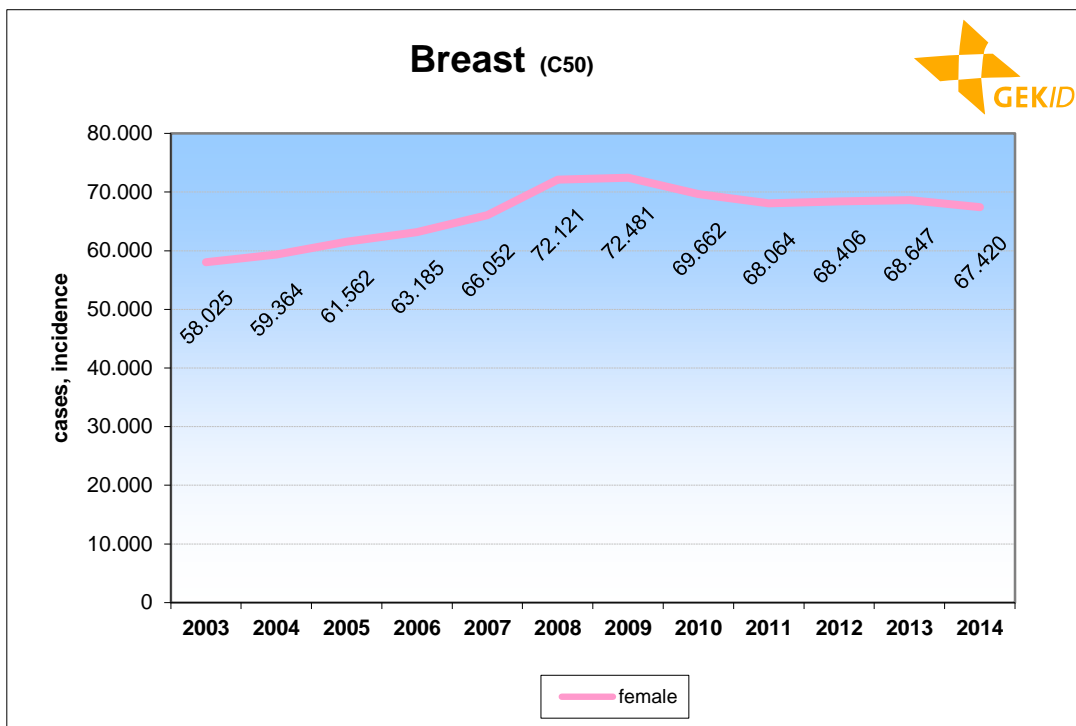


16 Breast (C50)

Age-standardized incidence rate (Projection for Germany)

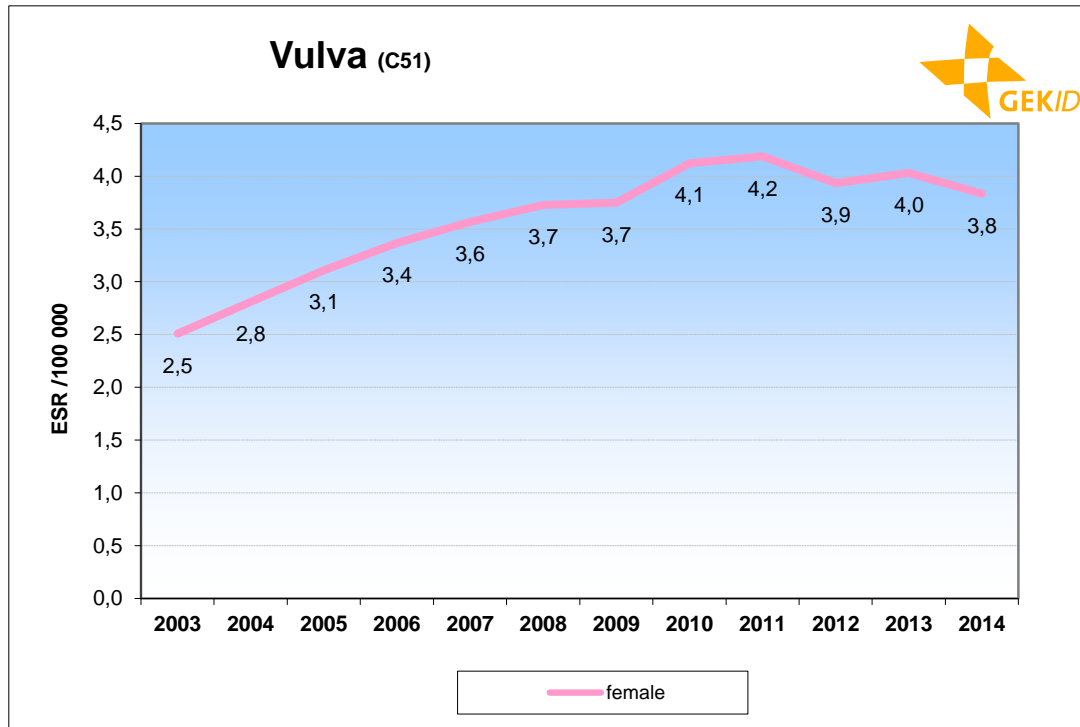


Number of new cases (Projection for Germany)



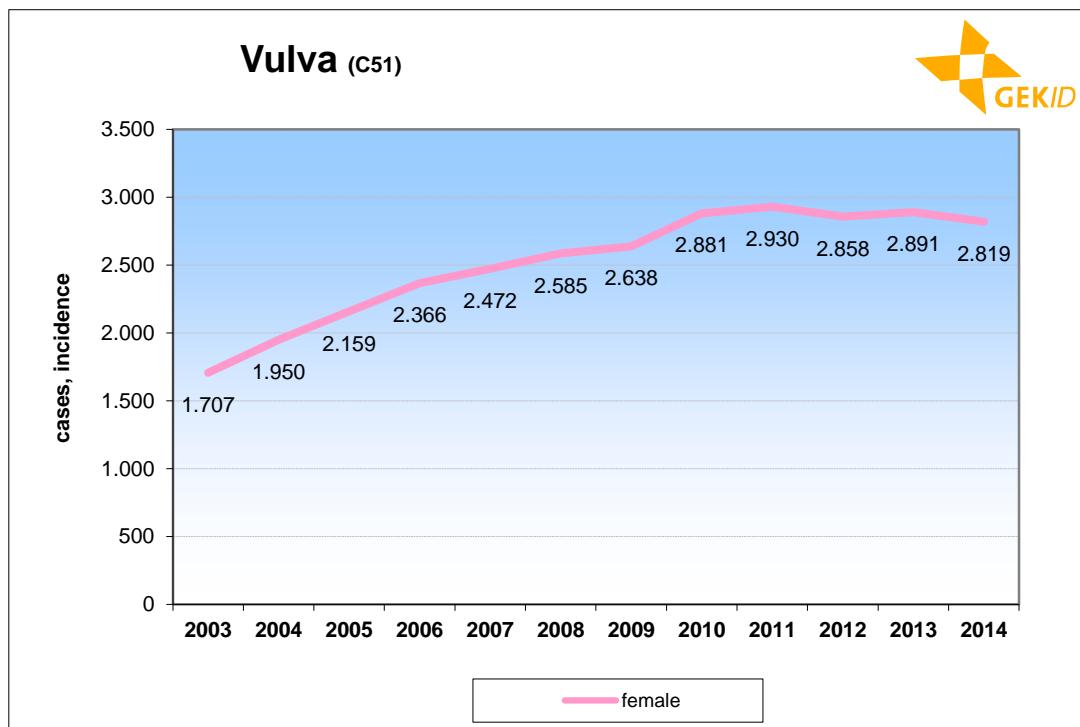
17 Vulva (C51)

Age-standardized incidence rate (Projection for Germany)



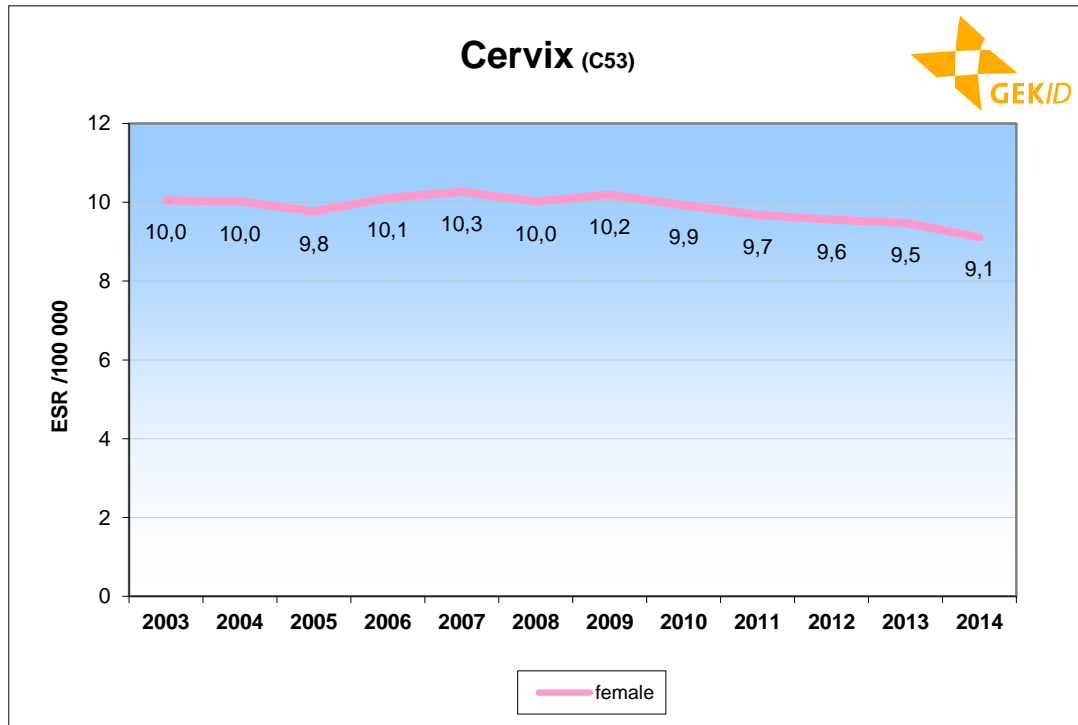
ESR = age-standardized rate with the Europe standard population

Number of new cases (Projection for Germany)



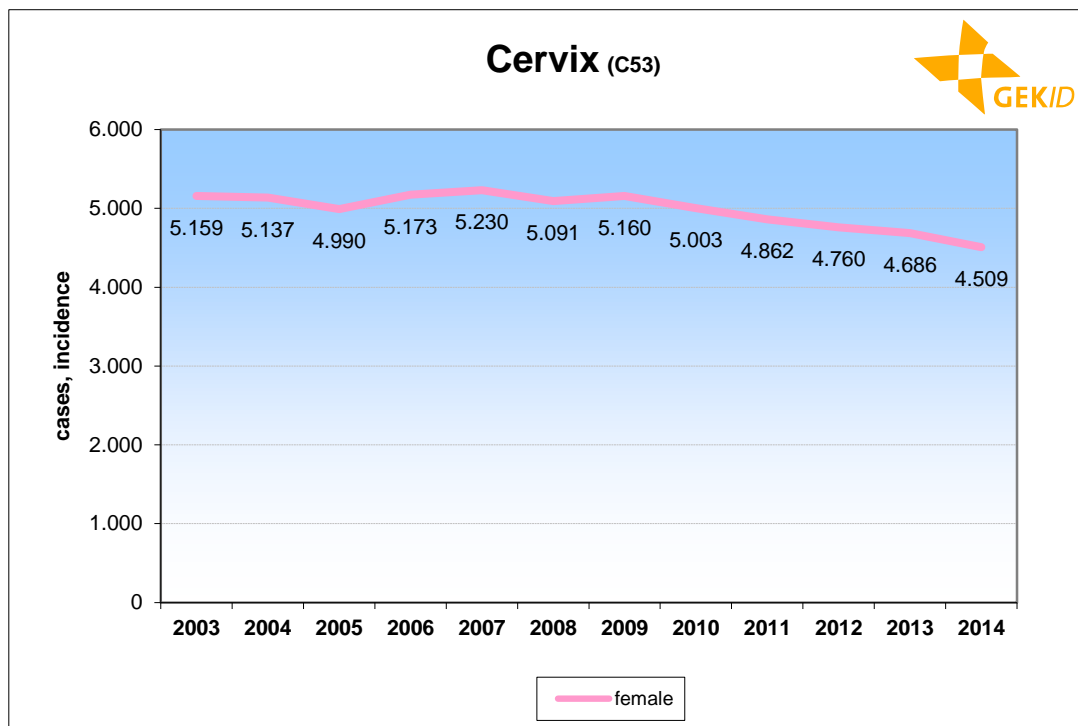
18 Cervix (C53)

Age-standardized incidence rate (Projection for Germany)



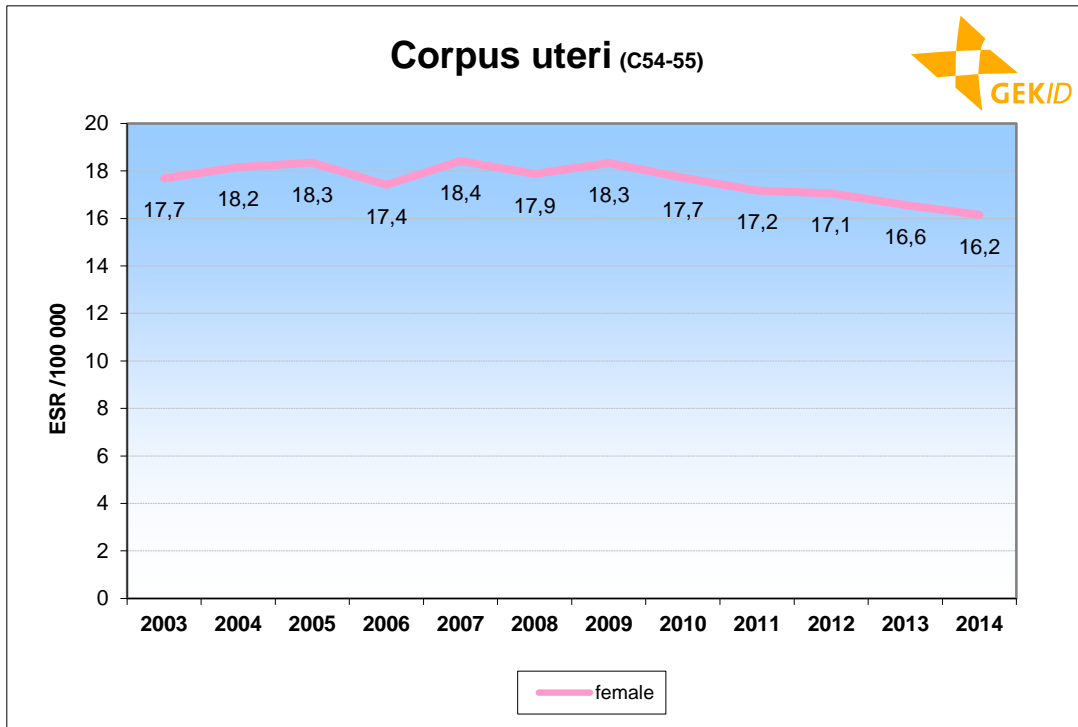
ESR = age-standardized rate with the Europe standard population

Number of new cases (Projection for Germany)



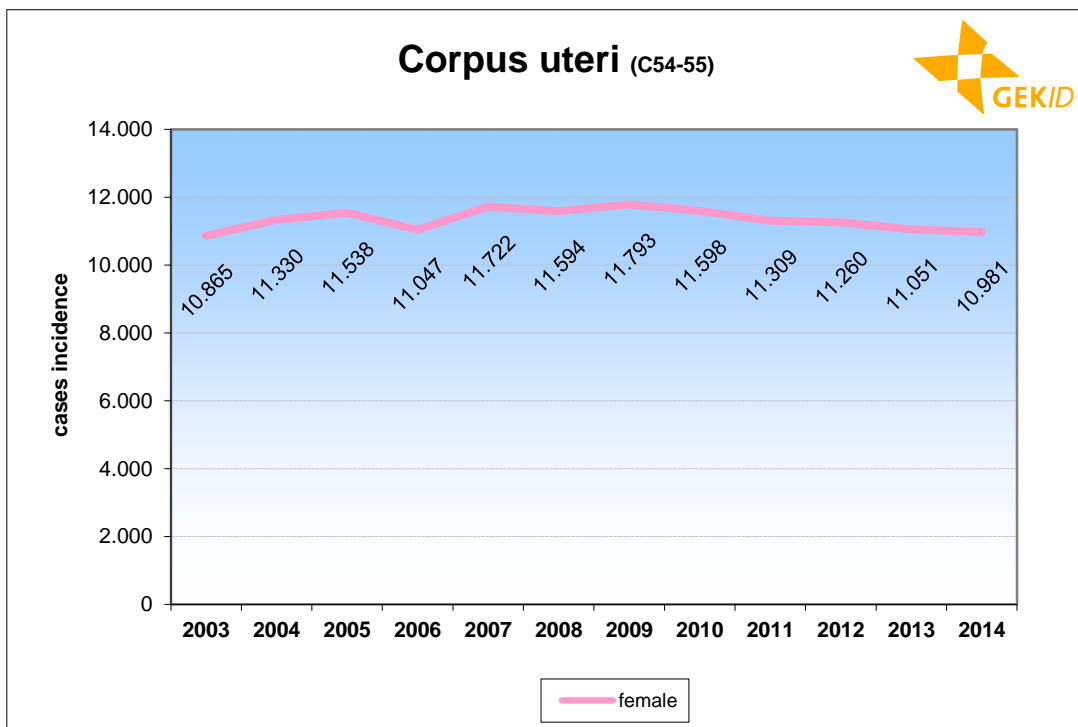
19 Uterus (Corpus uteri) (C54-C55)

Age-standardized incidence rate (Projection for Germany)



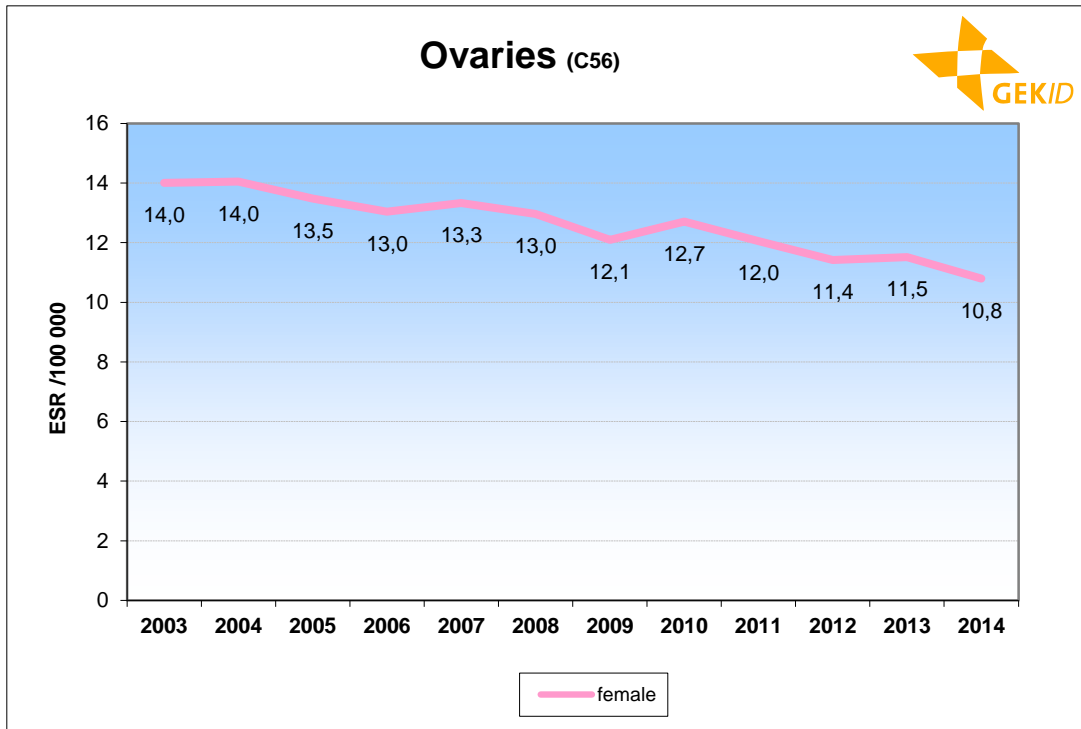
ESR = age-standardized rate with the Europe standard population

Number of new cases (Projection for Germany)



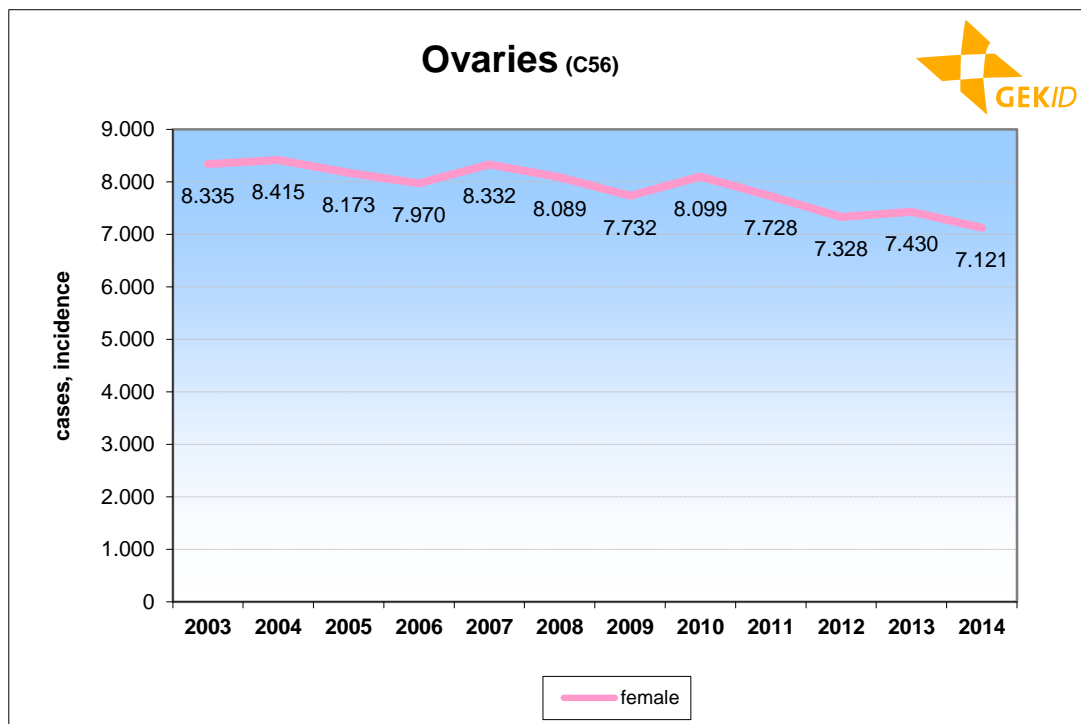
20 Ovaries (C56)

Age-standardized incidence rate (Projection for Germany)



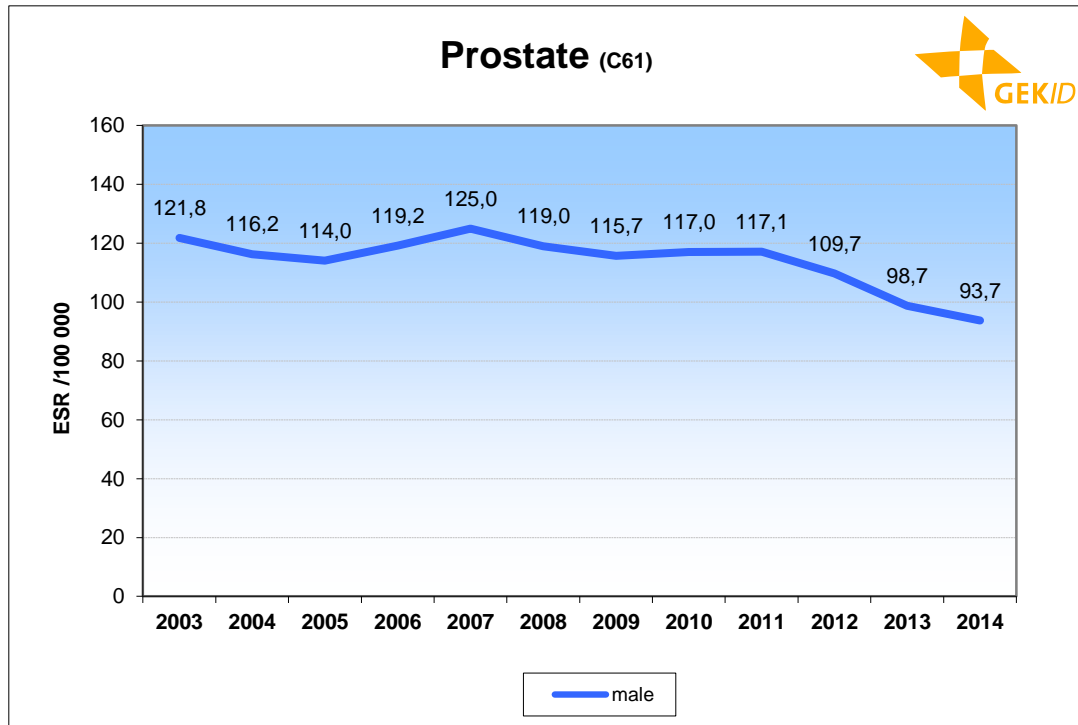
ESR = age-standardized rate with the Europe standard population

Number of new cases (Projection for Germany)



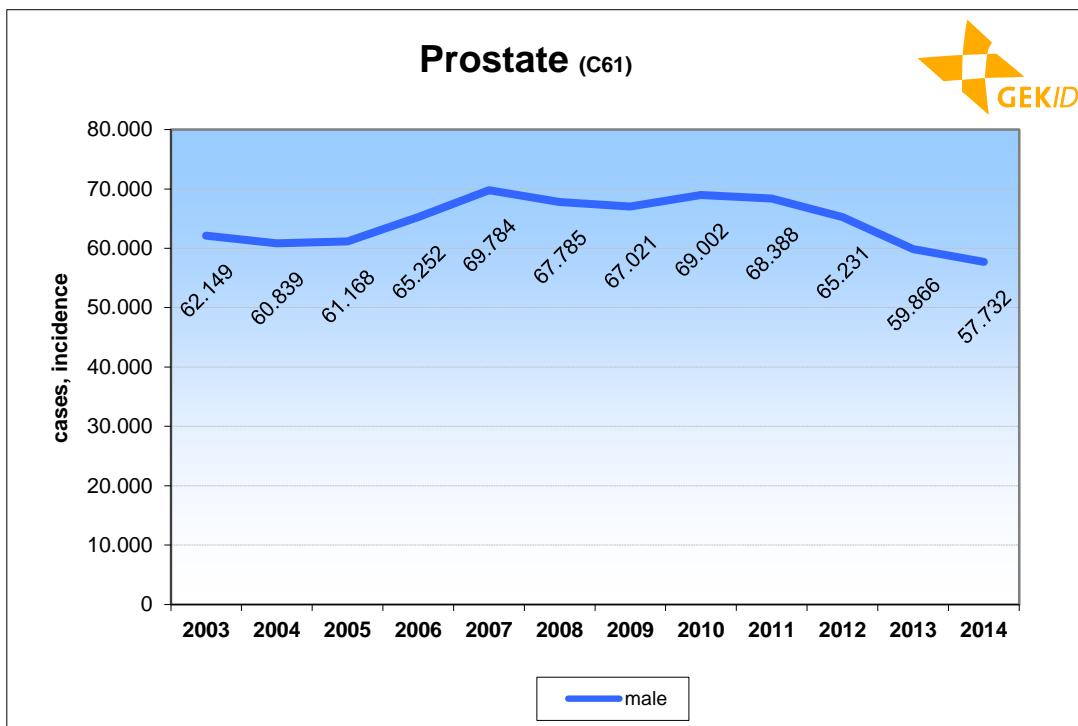
21 Prostate (C61)

Age-standardized incidence rate (Projection for Germany)



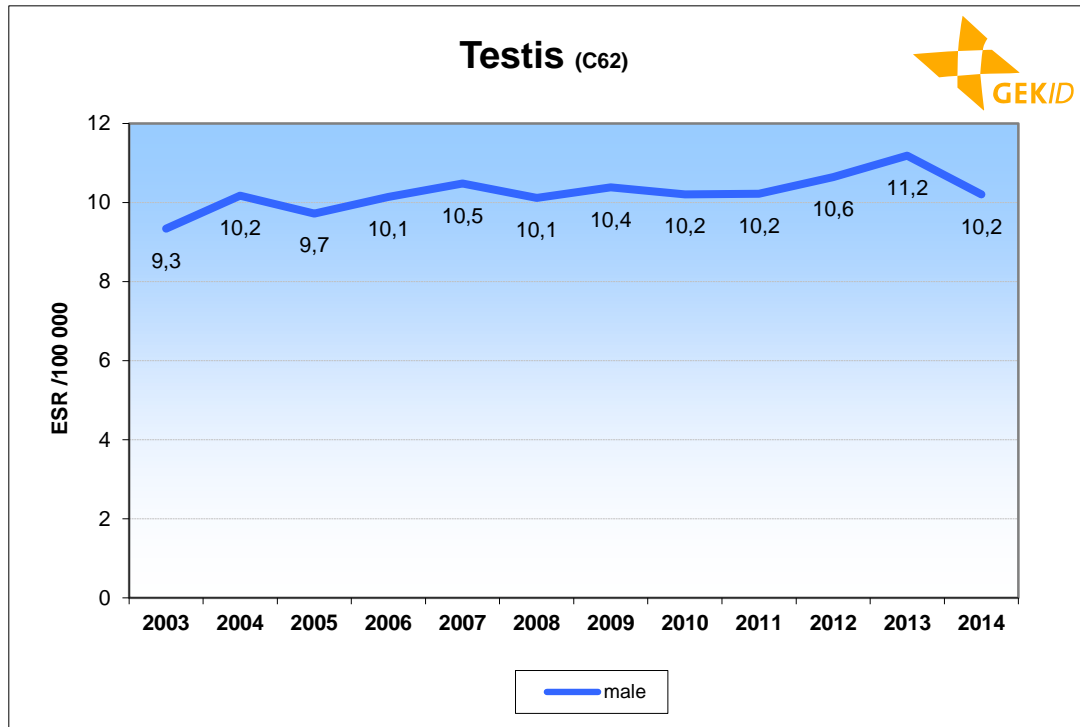
ESR = age-standardized rate with the Europe standard population

Number of new cases (Projection for Germany)



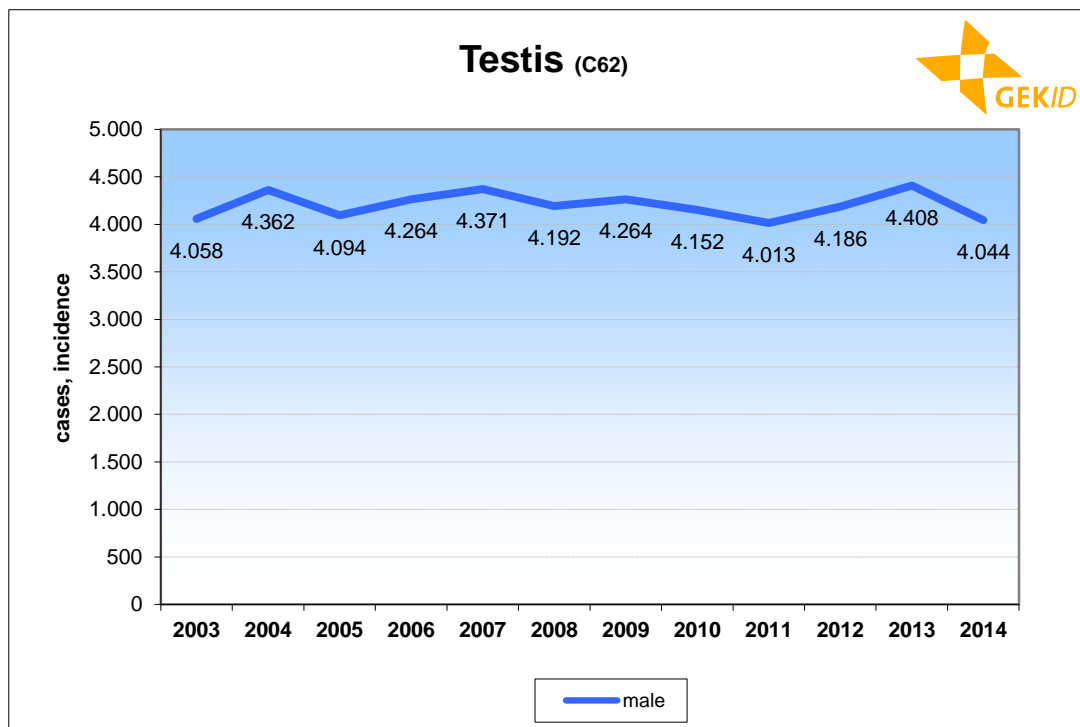
22 Testis (C62)

Age-standardized incidence rate (Projection for Germany)



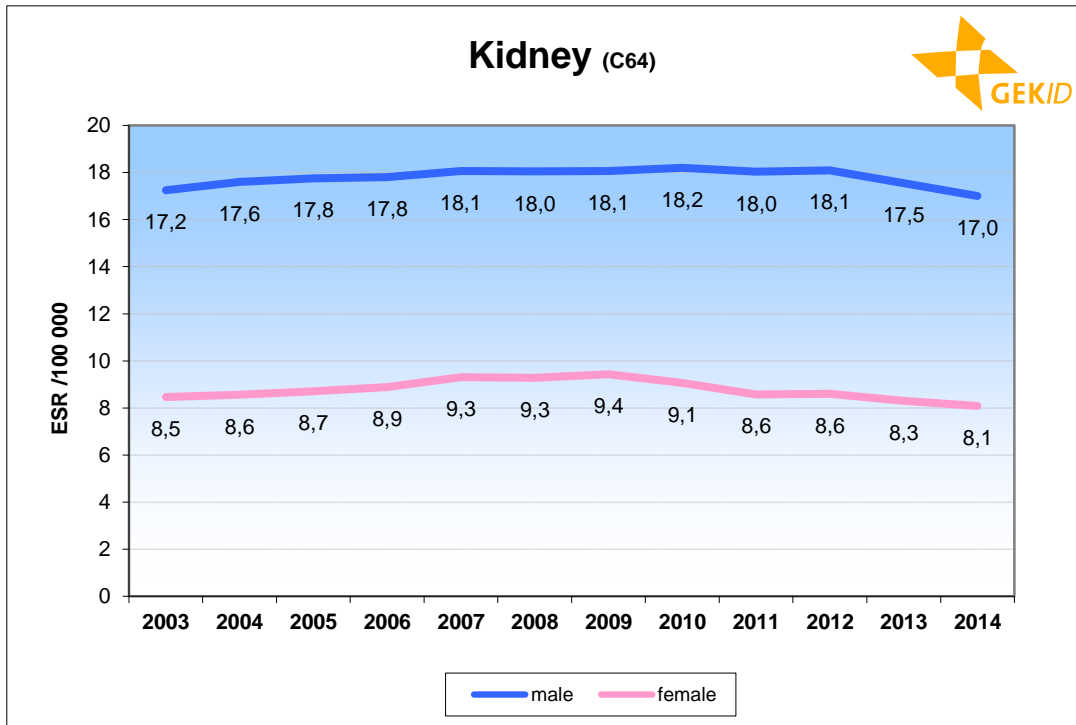
ESR = age-standardized rate with the Europe standard population

Number of new cases (Projection for Germany)



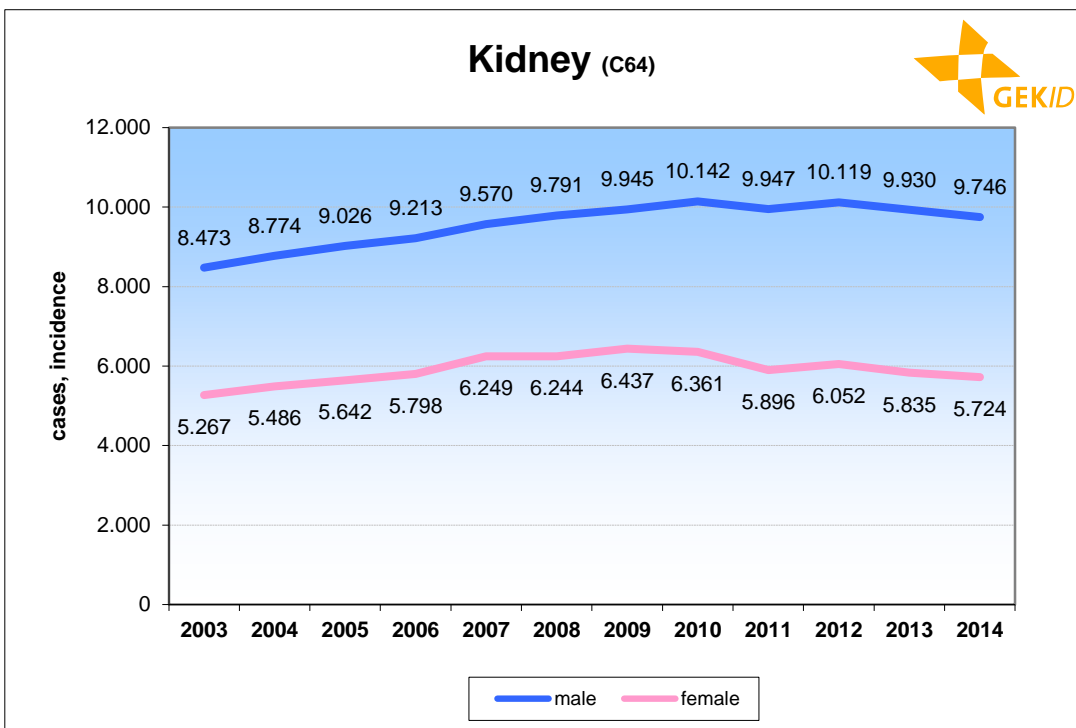
23 Kidney (C64)

Age-standardized incidence rate (Projection for Germany)



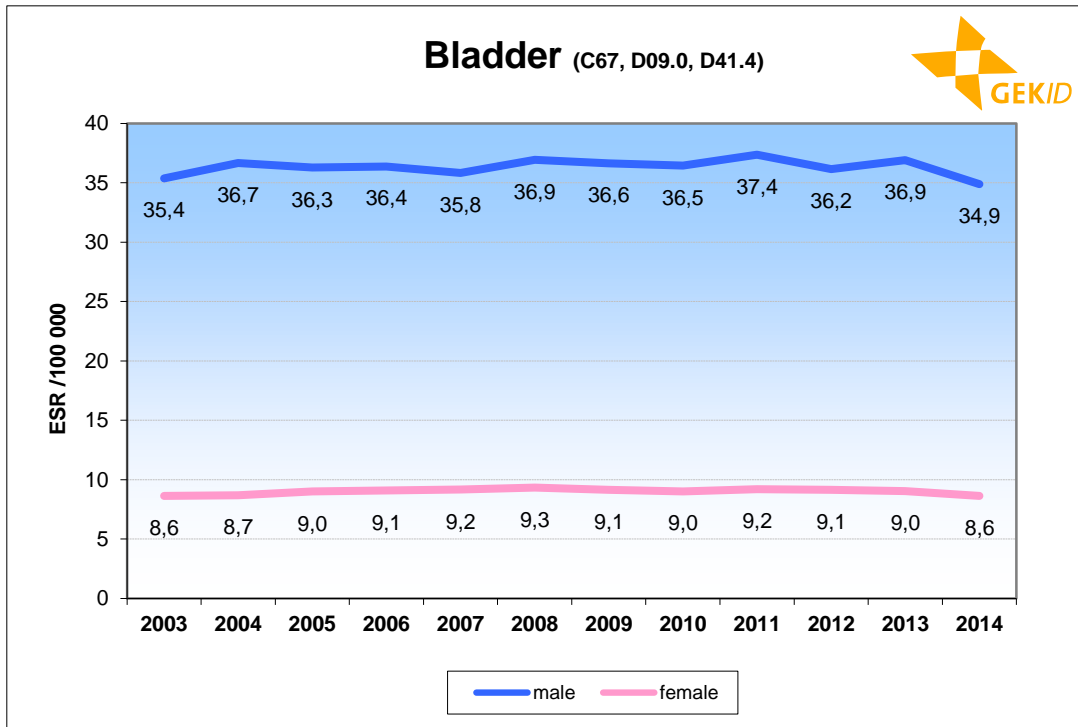
ESR = age-standardized rate with the Europe standard population

Number of new cases (Projection for Germany)



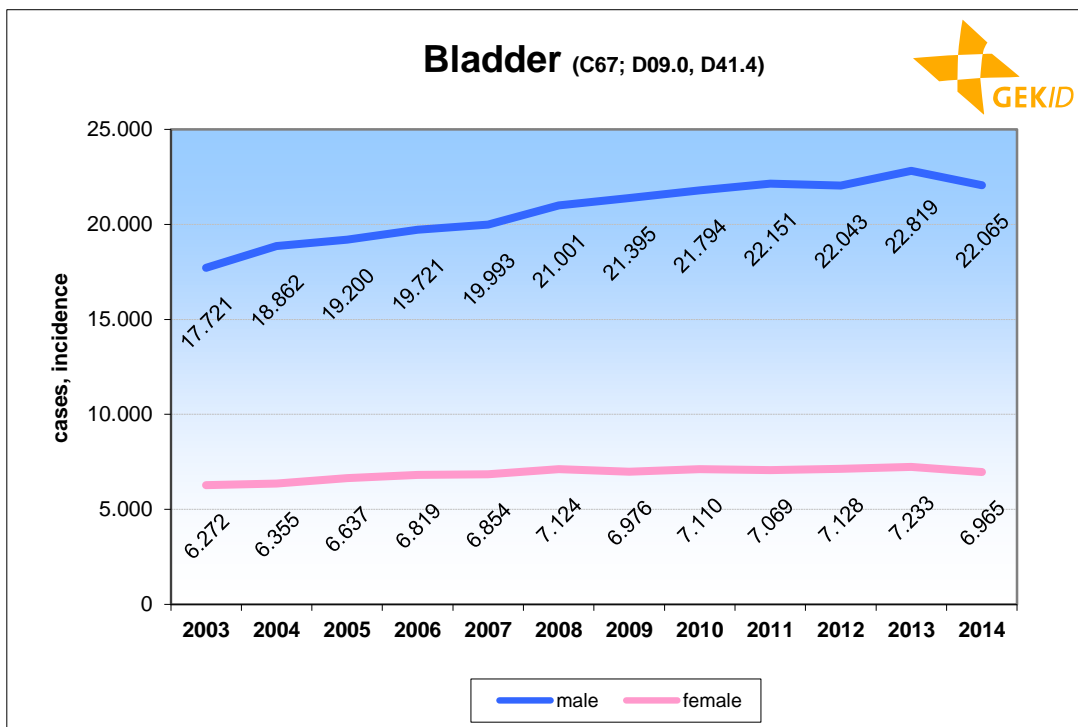
24 Bladder (C67, D09.0, D41.4)

Age-standardized incidence rate (Projection for Germany)



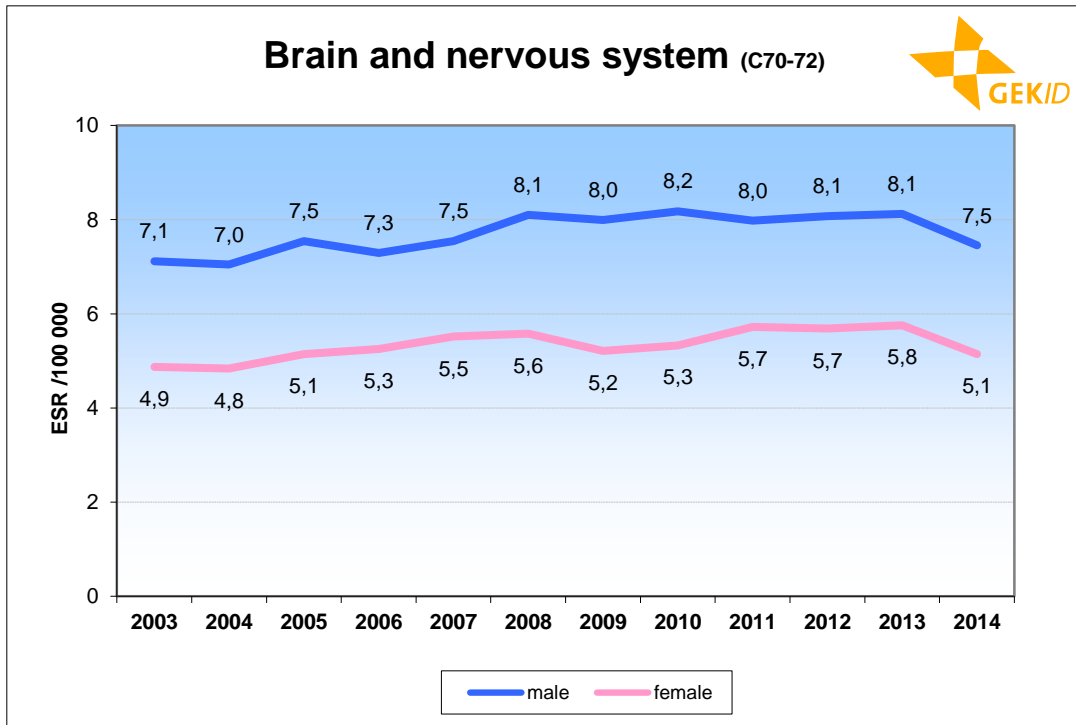
ESR = age-standardized rate with the Europe standard population

Number of new cases (Projection for Germany)



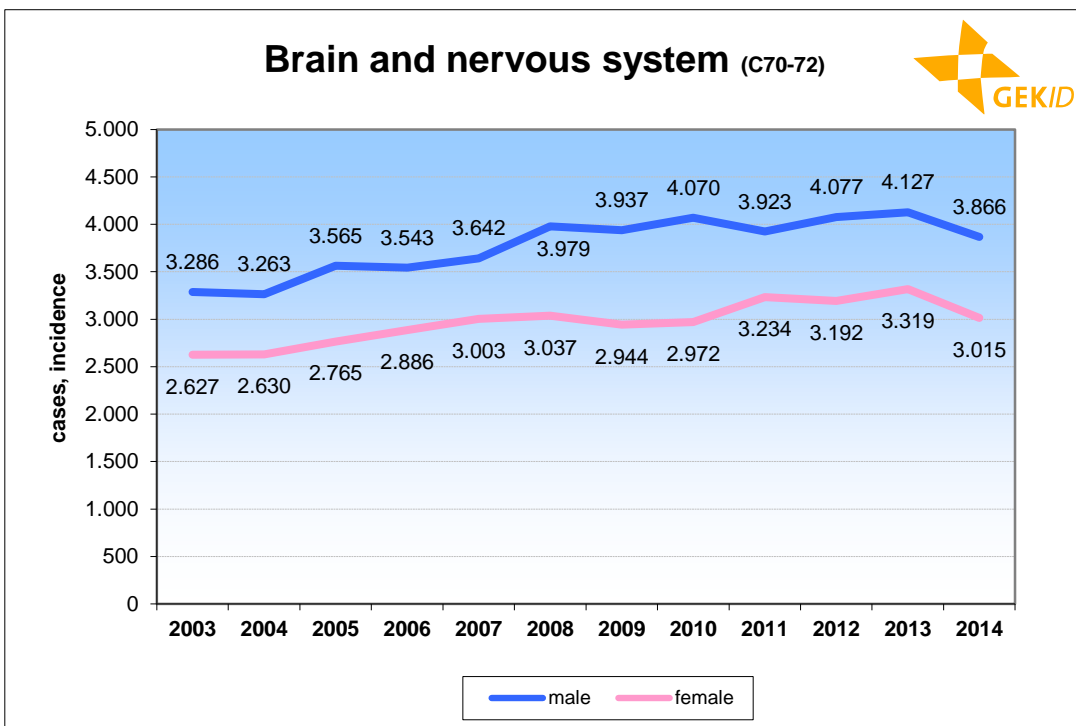
25 Brain and nervous system (C70-C72)

Age-standardized incidence rate (Projection for Germany)



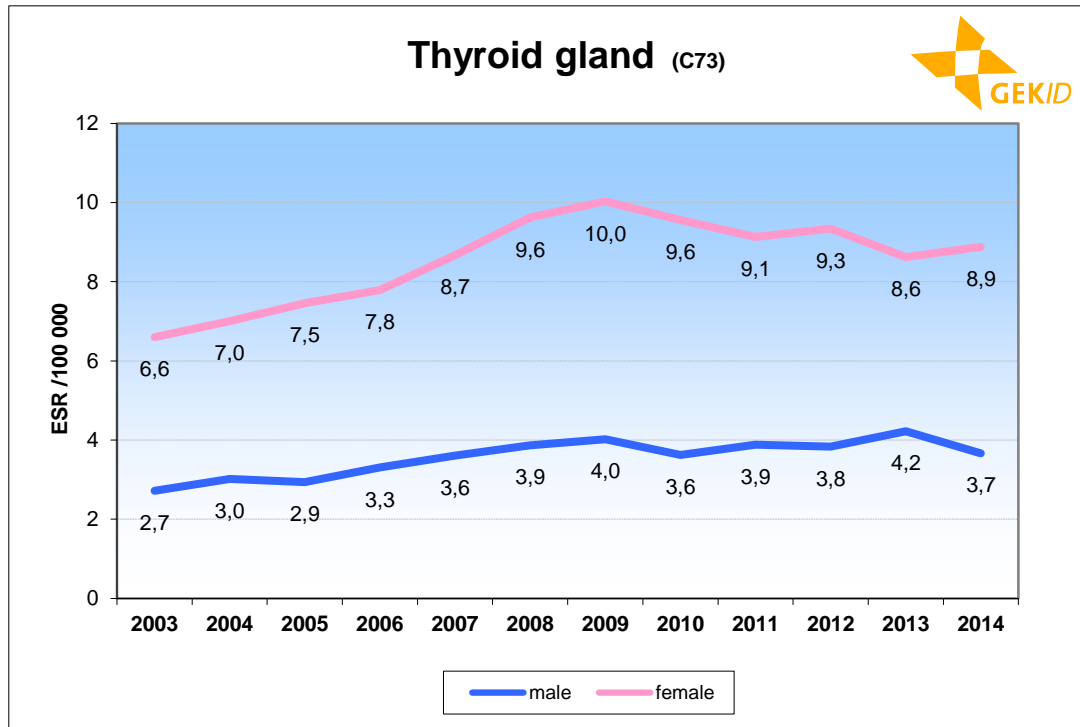
ESR = age-standardized rate with the Europe standard population

Number of new cases (Projection for Germany)



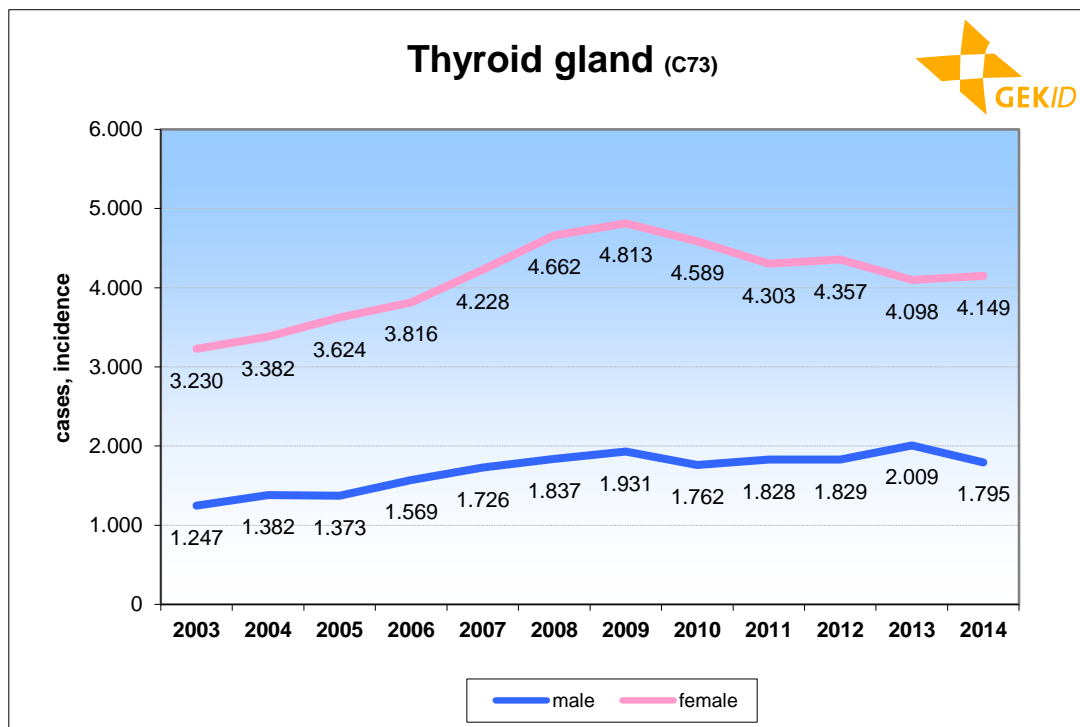
26 Thyroid gland (C73)

Age-standardized incidence rate (Projection for Germany)



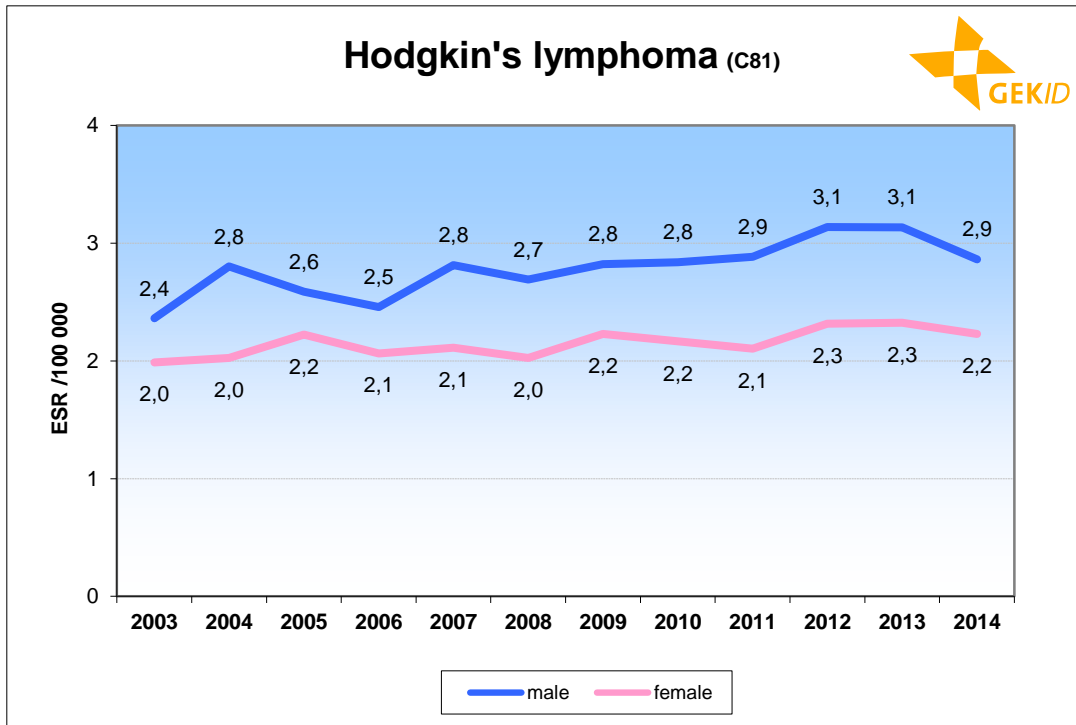
ESR = age-standardized rate with the Europe standard population

Number of new cases (Projection for Germany)



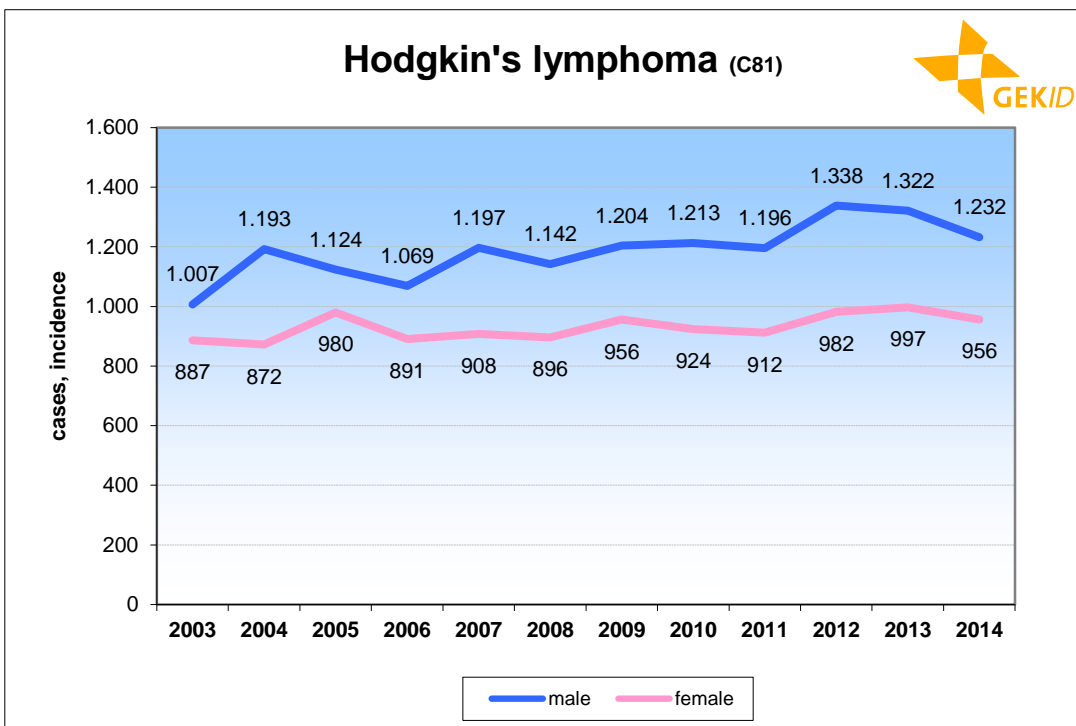
27 Hodgkin's Lymphoma (C81)

Age-standardized incidence rate (Projection for Germany)



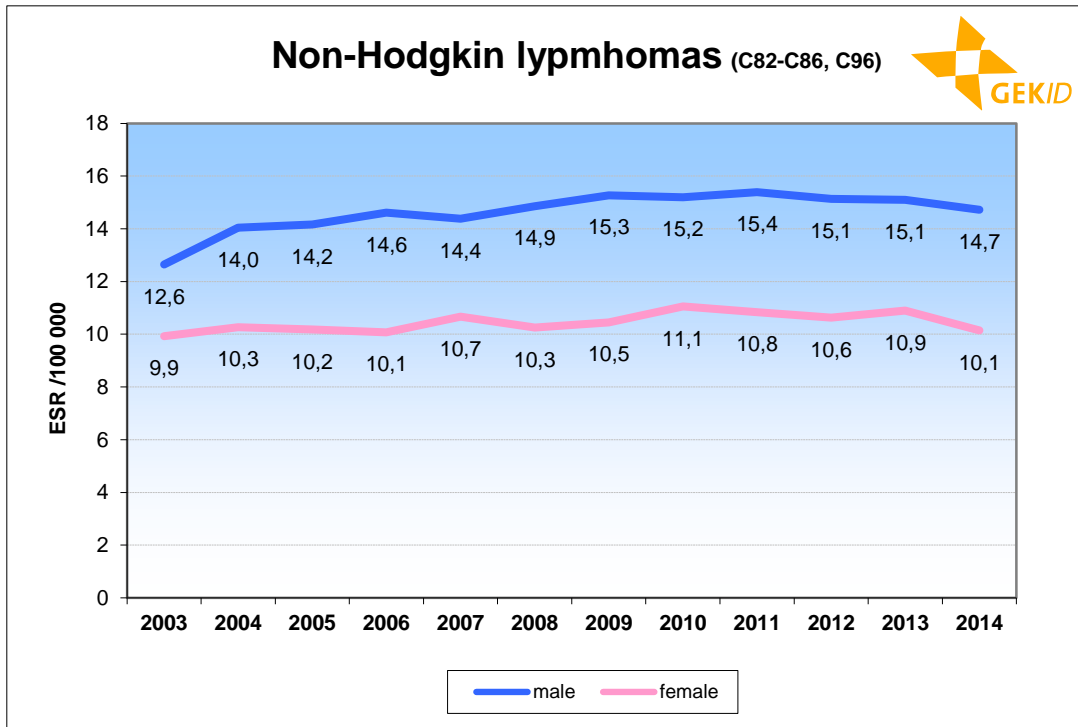
ESR = age-standardized rate with the Europe standard population

Number of new cases (Projection for Germany)



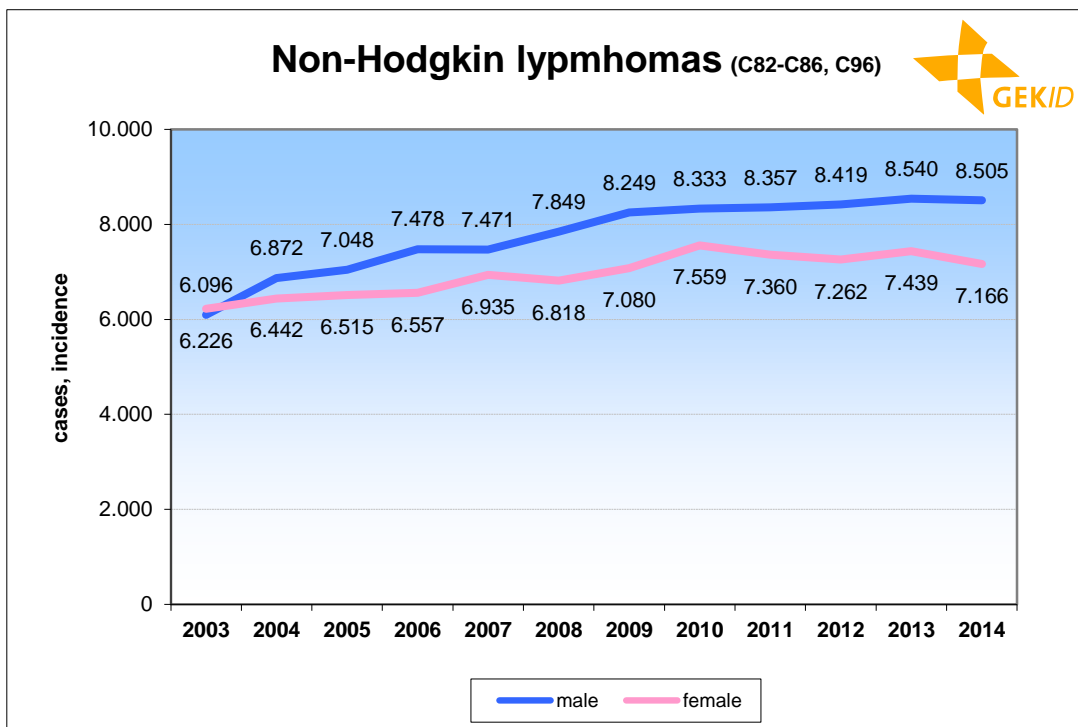
28 Non-Hodgkin-Lymphomas (C82-C86, C96)

Age-standardized incidence rate (Projection for Germany)



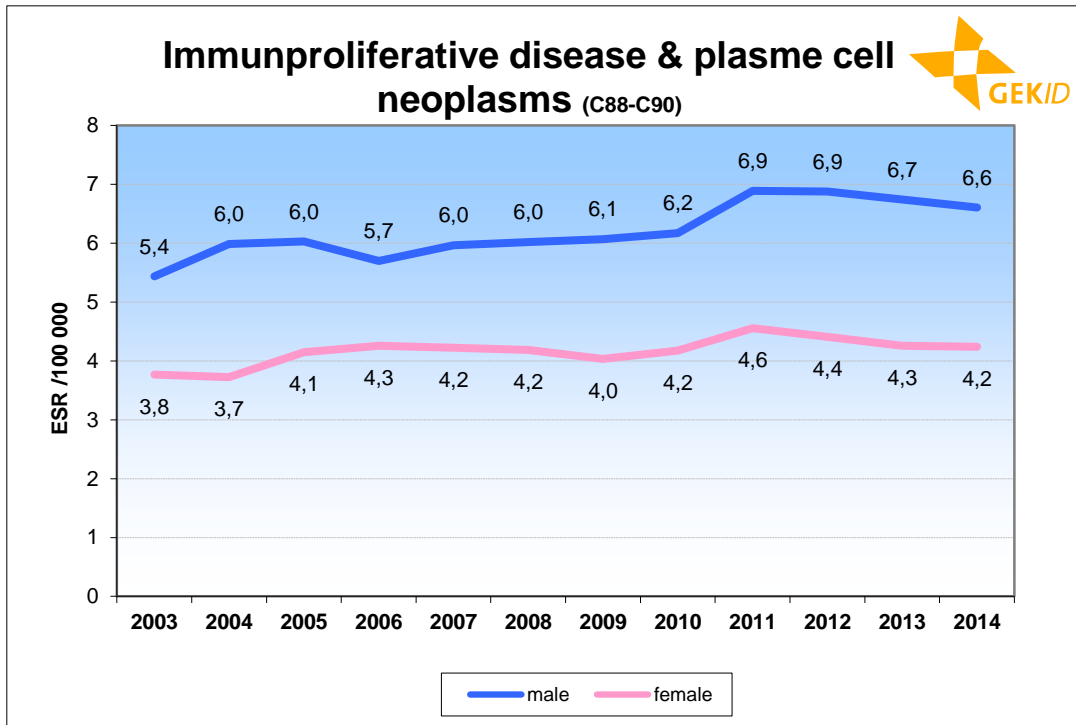
ESR = age-standardized rate with the Europe standard population

Number of new cases (Projection for Germany)



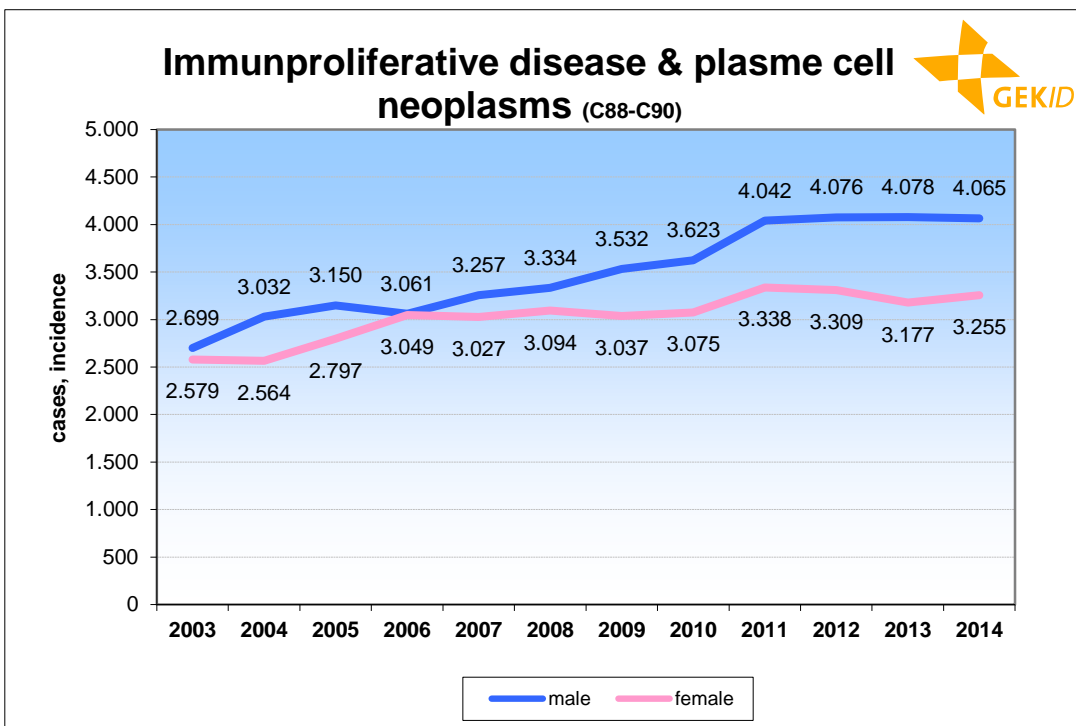
29 Immunproliferative disease and plasme cell neoplasms (C88-C90)

Age-standardized incidence rate (Projection for Germany)



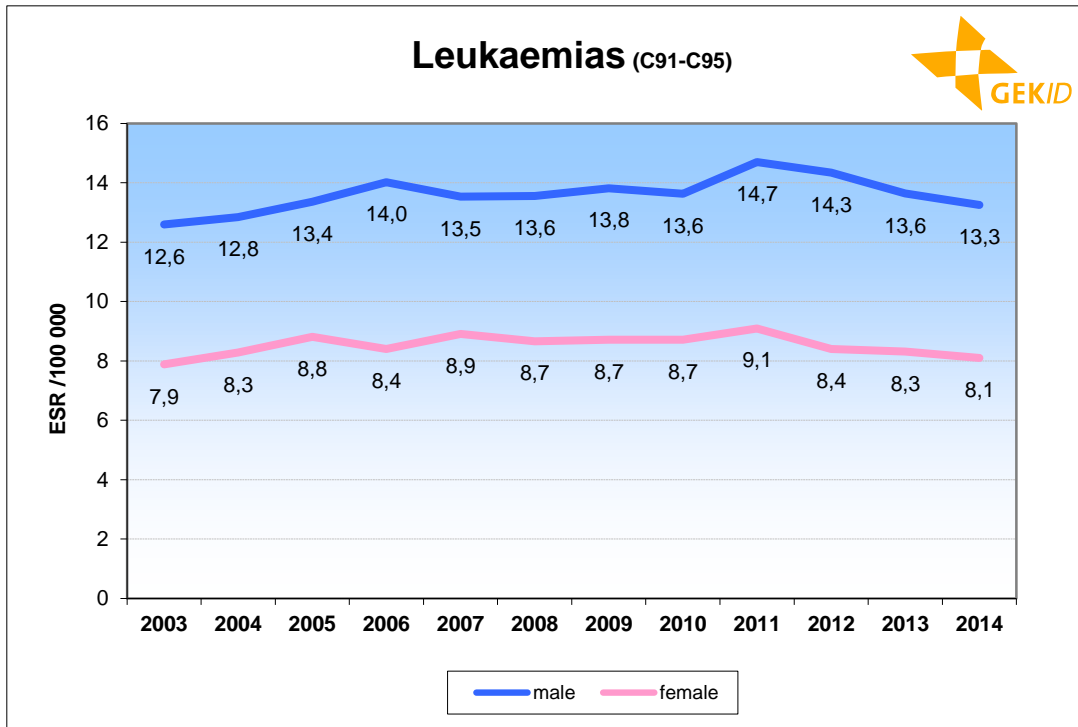
ESR = age-standardized rate with the Europe standard population

Number of new cases (Projection for Germany)



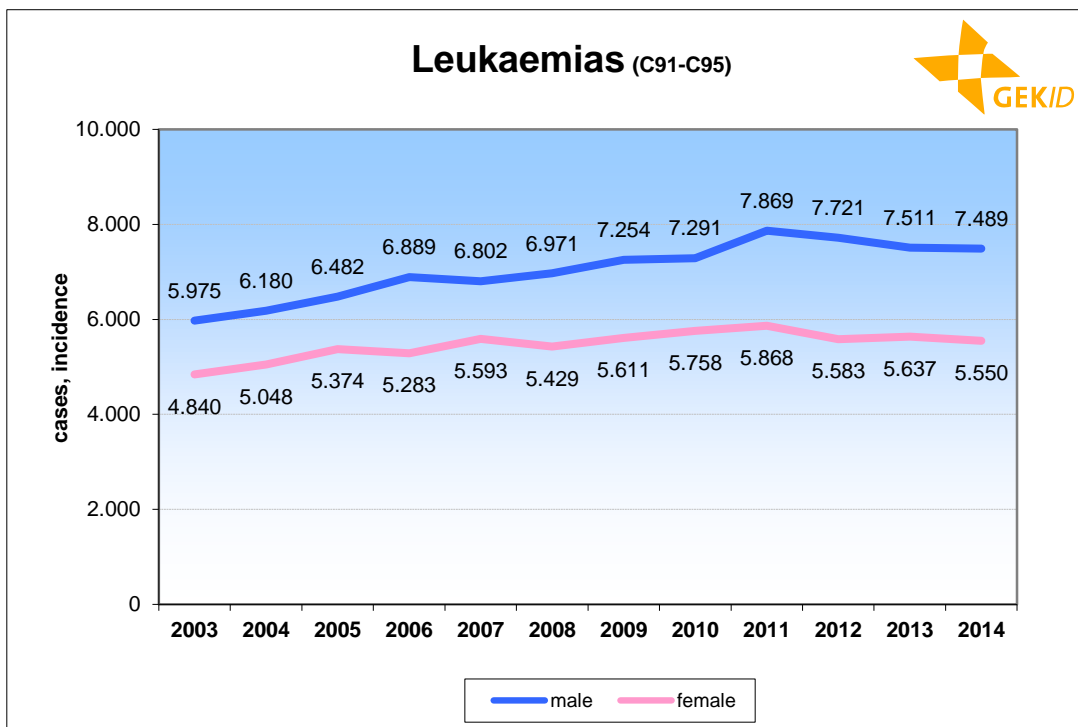
30 Leukaemias (C91-C95)

Age-standardized incidence rate (Projection for Germany)



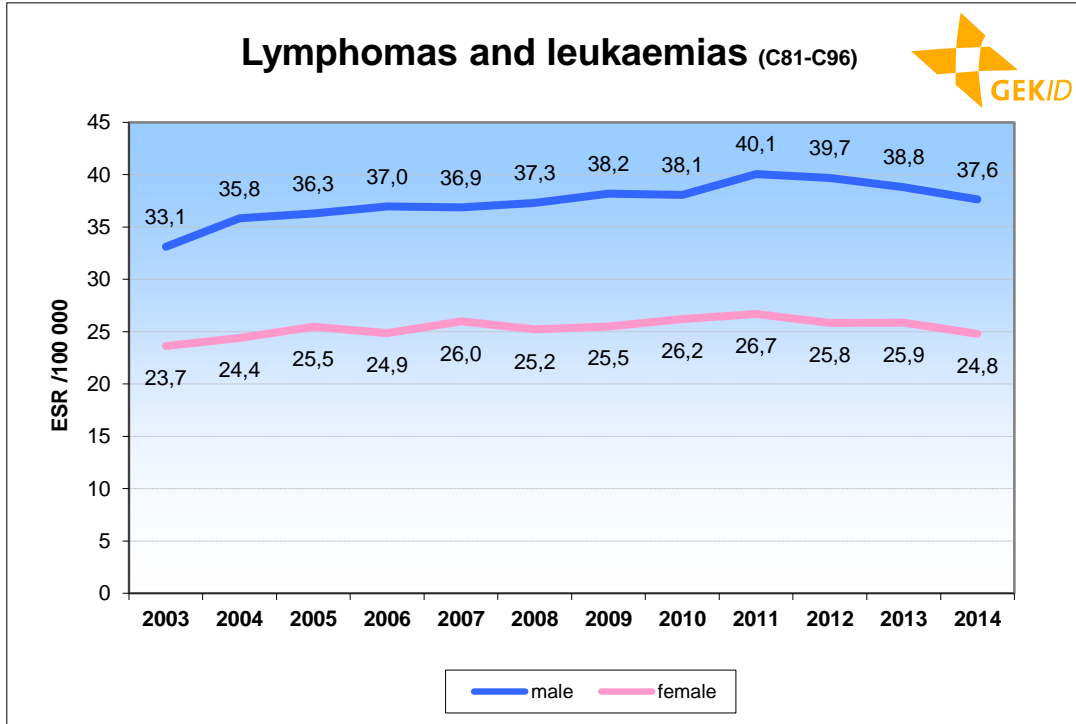
ESR = age-standardized rate with the Europe standard population

Number of new cases (Projection for Germany)



31 Leukaemias and lymphomas (C81-C96)

Age-standardized incidence rate (Projection for Germany)



ESR = age-standardized rate with the Europe standard population

Number of new cases (Projection for Germany)

